


# Test accessories Main catalog

Test & Measureline | Test & Measurement





## STÄUBLI ELECTRICAL CONNECTORS


# Long-term solutions – Expert connections



**Stäubli Electrical Connectors is a leading international manufacturer of high-quality electrical connector systems. We are part of the Stäubli Group which offers mechatronics solutions for electrical connectors, liquid and gas couplings, robots and textile machinery.**

Stäubli develops, produces, sells and maintains products for markets with high productivity standards. As recognized specialists, our focus is always on solutions and customers. Many new developments got their start here and have begun to make their way around the world.

Businesses and customers count on our commitment and our active support when dealing with unusual problems. With us, you are entering into a long-term partnership built on reliability, dynamism, and exceptional quality in both products and services.





# Applications and advantages



**This catalog presents our wide range of touch-protected testing accessories in accordance to IEC/EN 61010-031. Alongside accessories for service technicians in repair workshops, etc. (CAT II), this catalog also includes testing accessories for electricians and power company**

**employees (CAT III and CAT IV) as well our 30 V AC / 60 V DC program (O). The testing accessories program is complete with secure connection sockets for testing and measurement equipment in accordance with IEC/EN 61010-1.**

Further information concerning product portfolio, special features as well as exemplary videos can be found at <https://www.staubli-test-measurement.com/>



# Contents

<b>Page 6</b>	<b>General information</b> <b>Measurement categories</b>	<b>Page 166</b>	<b>Assembly material and accessories</b>
			<ul style="list-style-type: none"> <li>▪ Hexagonal nuts</li> <li>▪ Round nuts</li> <li>▪ Washers</li> <li>▪ Spring washers</li> <li>▪ Protective caps</li> <li>▪ Safety hood</li> <li>▪ Spacer sleeves</li> <li>▪ Flat connecting receptacles</li> <li>▪ Tube spanners</li> <li>▪ Hexagonal wrenches</li> <li>▪ Press-in tools</li> <li>▪ Insulation stripping pincers</li> <li>▪ High breaking capacity fuse</li> <li>▪ Test lead holders</li> </ul>
<b>Page 8</b>	<b>Ø 1 mm system</b> <ul style="list-style-type: none"> <li>▪ Overview</li> <li>▪ Test leads</li> <li>▪ User configurable plugs and sockets</li> <li>▪ Press-in sockets</li> <li>▪ Clips</li> </ul>		
<b>Page 13</b>	<b>Ø 2 mm system</b> <ul style="list-style-type: none"> <li>▪ Overview</li> <li>▪ Test leads</li> <li>▪ User configurable plugs and sockets</li> <li>▪ Solder-in / press-in / built-in socket</li> <li>▪ Connection plug</li> <li>▪ Test probes</li> <li>▪ Clips</li> <li>▪ Adapter</li> </ul>	<b>Page 176</b>	<b>Appendix</b> <ul style="list-style-type: none"> <li>▪ Index</li> </ul>
<b>Page 46</b>	<b>Ø 4 mm system</b> <ul style="list-style-type: none"> <li>▪ Overview</li> <li>▪ Test leads</li> <li>▪ User configurable plugs and sockets</li> <li>▪ Solder-in / press-in / built-in socket</li> <li>▪ Connection plug</li> <li>▪ Test probes</li> <li>▪ Clips</li> <li>▪ Adapters</li> <li>▪ Component holders</li> <li>▪ Kelvin test leads</li> <li>▪ Special test accessories for use with insulation testing instruments up to 5 kV</li> </ul>		



## UNLIMITED POSSIBILITIES FOR CONTACT SOLUTIONS

# MULTILAM Technology




**MULTILAM** are specially formed and resilient contact elements. All Stäubli Electrical Connectors products benefit from the unique and outstanding performance of the **MULTILAM Technology**.

Thanks to their constant spring pressure, MULTILAM louvers ensure continuous contact with the contact surface, resulting in a constantly low contact resistance.

MULTILAM Technology allows to find solutions for connectors within the severest constraints and in certain products for up to 1 million mating cycles.

This makes the MULTILAM Technology the best choice for applications with demanding requirements:

- Reliable and longlife operation due to constantly high performance
- Safe operation under highest environmental demands on temperature, vibration and shock
- Suitable for data and signal contacts as well as high-current connectors
- Automated solutions with a high number of mating cycles





# General information

## Length and color code

For items that are available in more than one color or lead length, write the desired lengths and color codes after the order number instead of the spaces  and \* used in the catalog.

<b>20</b> green-yellow	<b>26</b> violet
<b>21</b> black	<b>27</b> brown
<b>22</b> red	<b>28</b> grey
<b>23</b> blue	<b>29</b> white
<b>24</b> yellow	<b>33</b> transparent
<b>25</b> green	

## Lead length

The lead length of all standard leads in this catalog refers to the visible length of the cable.

## Standard items

The colors specified in the catalog or color/length combinations are available as standard items without minimum order quantity.

## Variants

### Optional colors

The catalog also indicates optional colors in addition to standard colors for the various items.

These color variants can be order starting from 100 pieces.

### Optional lengths

You can order 10 to 100 pieces depending on the product if your application requires a non-standard measurement lead.

Feel free to contact us regarding the prerequisites and availability.

## Special items

As a provider of customized solutions, Stäubli Electrical Connectors also offers color combinations not listed in the catalog. Upon request, we are happy to inform you of prices, delivery times and minimum order quantities for special items.

## Changes / provisos

All data, illustrations, and drawings in the catalog have been carefully checked. They are in accordance with our experience to date, but no responsibility can be accepted for errors. We also reserve the right to make modifications for design and safety reasons. When designing equipment incorporating our components, it is therefore advisable not to rely solely on the data in the catalog but to consult us to make sure this information is up to date. We shall be pleased to advise you.

## Copyright

The use of this catalog for any other purpose, in whatever form, without our prior written consent is not permitted.

## RoHS ready

Directive 2011/65/EC on the restriction of the use of certain hazardous substances in electrical and electronic equipment.

## Surfaces

<b>Au</b>	Gold-plated
<b>Ni</b>	Nickel-plated
<b>Opt</b>	Optalloy®
<b>Ag</b>	Silver-plated
<b>Sn</b>	Tin-plated
<b>SST</b>	Stainless steel
<b>PVC</b>	PVC
<b>SIL</b>	Silicone
<b>TPE</b>	TPE

## Symbols



Accessories or special tools exist for this product.



Before use, please read the enclosed user information **i000**.



The assembly instruction **MA000** is available for this product.



Optional colors

Optional lengths



# Measurement categories according to IEC/EN 61010-031

To facilitate the assignment of test accessories to the appropriate applications, standard IEC/EN 61010-031 has established a number of categories which define where they can be used in the power supply network and to lay down appropriate requirements for each category.

Formerly (until 2002), the measurement categories now defined in standard IEC/EN 61010-031 were designated as overvoltage categories. This term origi-

nated from the fact that the classification was based primarily upon the overvoltages (surges) that were likely to occur in the power grid.

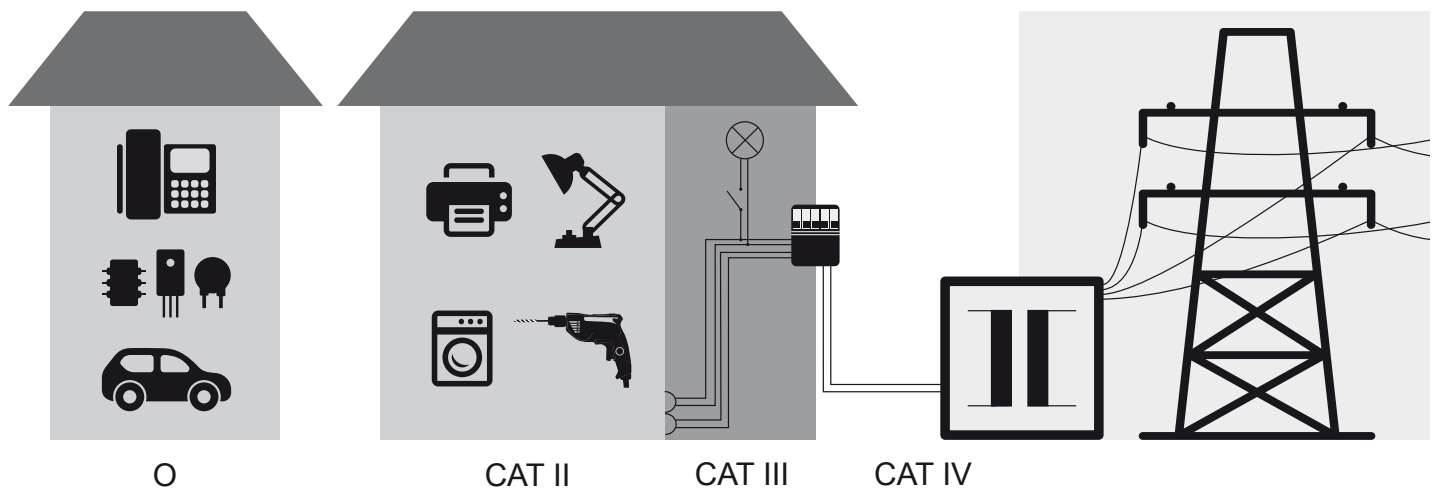
Actually the measurement categories differ not so much in the level of the expected transient values as with regard to the available energy in each test category in the event of a short circuit.

In a higher measurement category more energy can be released than in a lower one,

with results that may even have an explosive-like character with very serious consequences for the user.

Standard IEC/EN 61010-031 has various measurement categories, abbreviated to "CAT". The declared CAT category followed by a number is given in our catalogs with the rated voltage, and on the products.

As a general rule, the higher the CAT rating, the higher the safety requirement that applies to the product.



**O** Other circuits that are not directly connected to mains.

**CAT II** applies to measurements on equipment that is connected to the grid or supplied from the grid without constituting a part of the grid installation.

**CAT III** applies to measurements inside the house or building installation.

**CAT IV** applies to measurements at the supply source of the installation (input side).




## Ø 1 MM SYSTEM


# Overview

	Rated voltage	Rated current	Lead insulation	Contact surface	Page


### Measurement leads

	30 VAC / 60 VDC	3-6 A	PVC	Au	9
--	-----------------	-------	-----	----	---


### User configurable plugs and sockets

	30 VAC / 60 VDC	6 A		Au	10
--	-----------------	-----	--	----	----

### Press-in sockets

	30 VAC / 60 VDC	20 A		Au	11
---	-----------------	------	--	----	----

### Clips

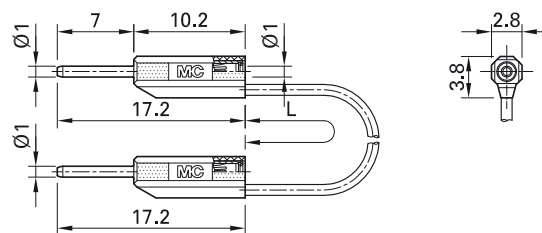

	30 VAC / 60 VDC	1 A		Au	12
--	-----------------	-----	--	----	----



# Test leads

## Test lead LK1-A

Highly flexible, with stackable Ø 1 mm rigid plugs on both ends.



Order No.	Type	Rated voltage/current	Lead		Lead lengths L [cm]	*Standard colors
28.0026-□*	LK1-A	30 VAC / 3 A 60 VDC / 3 A	PVC 0.127 mm <sup>2</sup>	Au	015 030	21 22



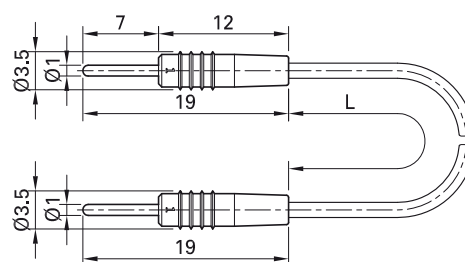
Optional colors [23](#)

Optional lengths on demand

Further information, page 6

## Test lead LK1-S

Highly flexible, with in-line Ø 1 mm rigid plugs on both ends.



Order No.	Type	Rated voltage/current	Lead		Lead lengths L [cm]	*Standard colors
28.0028-□*	LK1-S	30 VAC / 6 A 60 VDC / 6 A	PVC 0.25 mm <sup>2</sup>	Au	030	21 22



Optional colors [23](#) [24](#) [25](#) [26](#) [29](#)

Optional lengths on demand

Further information, page 6

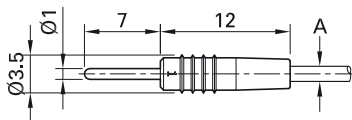



# User configurable plugs and sockets

## Plug SLS1-S

Ø 1 mm rigid for self-assembly of test leads.

**Solder connection.**



Order No.	Type	Rated voltage/current	Cable (A)		*Standard colors
22.2602-*	SLS1-S	30 VAC / 6 A 60 VDC / 6 A	max. Ø 1.7 mm 0.25 mm <sup>2</sup>	Au	21 22 23 24 25 29

### Component parts

22.2070-*	KT1-S	Insulator
22.1007	LS1-S	Plug



Assembly instructions MA144

[www.staubli.com/electrical](http://www.staubli.com/electrical)



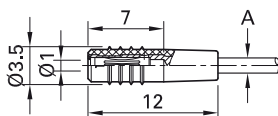
Optional colors 26 27 28

Further information, page 6

## Socket SLS1-B

Ø 1 mm with spring-loaded MULTILAM for self-assembly of test leads.

**Solder connection.**



Order No.	Type	Rated voltage/current	Cable (A)		*Standard colors
22.2603-*	SLS1-B	30 VAC / 6 A 60 VDC / 6 A	max. Ø 1.7 mm 0.25 mm <sup>2</sup>	Au	21 22 23 24 25 26 29

### Component parts

22.2070-*	KT1-S	Insulator
22.1008	LS1-B	Socket



Assembly instructions MA145

[www.staubli.com/electrical](http://www.staubli.com/electrical)



Optional colors 27 28

Further information, page 6

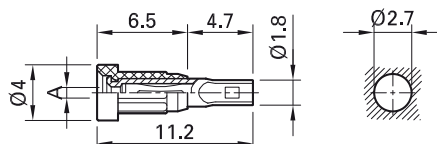


# Press-in sockets

## Press-in socket EB1

Insulated, Ø 1 mm, spring-loaded with MULTILAM. Brass. The socket is pressed into predrilled panels.

**Solder connection.**



Order No.	Type	Rated voltage/current	Socket diameter (A)		*Standard colors
23.1010-*	EB1	30 VAC / 20 A 60 VDC / 20 A	Ø 1.0 mm	<div>Au</div>	<div><div>2021222324</div><div>2526272829</div></div>

### Component parts

23.5000-*	I-EB1	Insulator
41.0010	LB1	Socket



Press-in tool MB1, page 171



Assembly instructions MA102

[www.staubli.com/electrical](http://www.staubli.com/electrical)

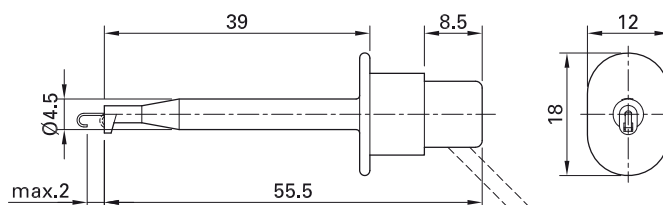


# Clips

## Test clip KPS1

Made of hard-drawn copper alloy for grasping IC legs, plug pins and bare wire connections. Grasped objects are pressed against the tip of the insulator under spring pres-

sure. The low weight of the clip imposes hardly any load even on critical contacts. Solder connection for wires.



Order No.	Type	Rated voltage/current	Clamping limit		*Standard colors
24.0135-*	KPS1	30 VAC / 1 A 60 VDC / 1 A	max. 2 mm	Au	21










Optional colors 22

Further information, page 6



# Ø 2 MM SYSTEM

## Overview

	Rated voltage	Rated current	Lead insulation	Contact surface	Page
Measurement leads					
	30 VAC / 60 VDC 600 V, CAT II – 600 V, CAT III	10 A	PVC SIL	Au Ni	14
User configurable plugs and sockets					
	30 VAC / 60 VDC 600 V, CAT II	10 A		Au Ni	18
Solder-in / press-in / built-in socket					
	30 VAC / 60 VDC 600 V, CAT III	10-15 A		Au Ni Opt	27
Connection plug					
	30 VAC / 60 VDC 600 V, CAT II	10 A		Au Ni	37
Test probes					
	1000 V, CAT III	1 A		SST	40
Clips					
	30 VAC / 60 VDC 300 V, CAT II – 600 V, CAT III	1-10 A	PVC	Au Ni Sn	41
Adapter					
	30 VAC / 60 VDC 600 V, CAT II – 300 V, CAT III	10 A	PVC	Au	44

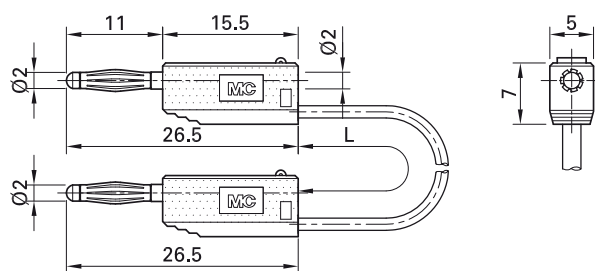



## Ø 2 MM SYSTEM

# Test leads

Test lead LK205...

Highly flexible with stackable Ø 2 mm  
MULTILAM plugs on both ends.



Order No.	Type	Rated voltage/current	Lead		Lead lengths L [cm]	*Standard colors
28.0115-□*	LK205-X	30 VAC / 10 A 60 VDC / 10 A	PVC 0.5 mm²	Ni	007 (7,5 cm) 015 030 045 060	21 22 23 24 25
28.0039-□*	LK205	30 VAC / 10 A 60 VDC / 10 A	PVC 0.5 mm²	Au	007 (7,5 cm) 015 030 045 050 060	21 22 23 24 25 27 28 29



## User information i093

[www.staubli.com/electrical](http://www.staubli.com/electrical)



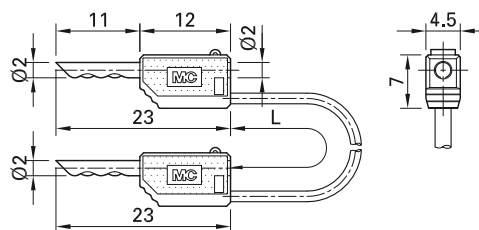

Optional colors 26 27 28 29

Optional lengths on demand

Further information, page 6

**Test lead LK2-F**

Highly flexible with stackable Ø 2 mm hollow plugs on both ends.



Order No.	Type	Rated voltage/current	Lead		Lead lengths L [cm]	*Standard colors
28.0033-□*	LK2-F	30 VAC / 10 A 60 VDC / 10 A	□PVC 0.5 mm <sup>2</sup>	□Au	□15 □30 □45 □60	□21 □22 □23



## User information i093

[www.staubli.com/electrical](http://www.staubli.com/electrical)



Optional colors 24 25 27 28 29

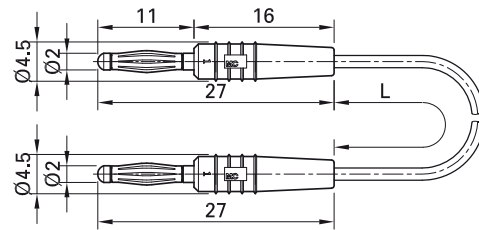
Optional lengths on demand

Further information, page 6



## Test lead LK205-L

Highly flexible with in-line Ø 2 mm  
MULTILAM plugs on both ends.



Order No.	Type	Rated voltage/current	Lead		Lead lengths L [cm]	*Standard colors
28.0047-□*	LK205-L	30 VAC / 10 A 60 VDC / 10 A	PVC 0.5 mm <sup>2</sup>	Au	007 (7,5 cm) 015 030 045 060	21 22 23 24 25 26 29



### User information i093

[www.staubli.com/electrical](http://www.staubli.com/electrical)



Optional colors 28

Optional lengths on demand

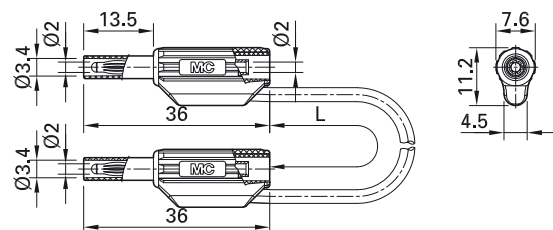
Further information, page 6

## Test lead SLK205-K...

Highly flexible, with insulation in PVC or  
silicone with assembled stackable Ø 2 mm

MULTILAM plugs with rigid insulating sleeve  
on both ends.

### SLK205-K...



Order No.	Type	Rated voltage/current	Lead		Lead lengths L [cm]	*Standard colors
65.9179-□*	SLK205-K	600 V, CAT II / 10 A	PVC 0.5 mm <sup>2</sup>	Au CE c UL US	030 060 100	21 22 23 24 25
65.9180-□*	SLK205-K/SIL	600 V, CAT II / 10 A	SIL 0.5 mm <sup>2</sup>	Au CE c UL US	045 100	21 22 23



Optional colors 24 25 29

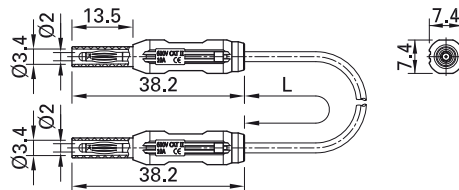
Optional lengths on demand

Further information, page 6



## Test lead SLK205-LA

Highly flexible, with insulation in PVC with assembled in-line Ø 2 mm MULTILAM plugs with rigid insulating sleeve on both ends.



Order No.	Type	Rated voltage/current	Lead		Lead lengths L [cm]	*Standard colors
65.3307-□*	SLK205-LA	600 V, CAT II / 10 A	PVC 0.5 mm <sup>2</sup>	Au CE	030 060 100	21 22 23



Optional colors 24 25 29

Optional lengths on demand

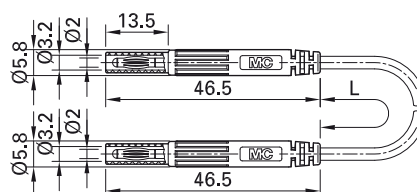
Further information, page 6

## Test lead SLK205-L...

Highly flexible, with insulation in PVC or silicone with molded in-line Ø 2 mm MULTILAM

plugs with rigid insulating sleeve on both ends.

### SLK205-L...



Order No.	Type	Rated voltage/current	Lead		Lead lengths L [cm]	*Standard colors
65.9173-□*	SLK205-L	600 V, CAT III / 10 A	PVC 0.5 mm <sup>2</sup>	Au CE c UL US	100	21 22
65.9174-□*	SLK205-L/SIL	600 V, CAT III / 10 A	SIL 0.5 mm <sup>2</sup>	Au CE c UL US	100	21 22



Optional colors 23 24 25 29

Optional lengths on demand

Further information, page 6




Test lead SLK205-W/L...

Highly flexible, with insulation in PVC or silicone. One end with molded in-line Ø 2 mm

MULTILAM plug with rigid insulating sleeve. The other end with molded right-angled

Ø 2 mm MULTILAM plug with rigid insulating sleeve.

SLK205-W/L...



Order No.	Type	Rated voltage/current	Lead		Lead lengths L [cm]	*Standard colors
65.9577-□*	SLK205-W/L	600 V, CAT III / 10 A	PVC 0.5 mm <sup>2</sup>	Au CE	100	21 22
65.9578-□*	SLK205-W/L/SIL	600 V, CAT III / 10 A	SIL 0.5 mm <sup>2</sup>	Au CE	100	21 22



Optional colors 23 24 25 29

Optional lengths on demand

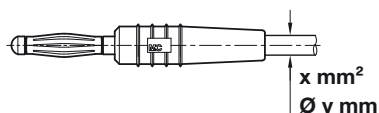
Further information, page 6



# User configurable plugs and sockets

This section contains plugs and sockets for self-assembled test leads. The information about each item includes details regarding connectable conductor

cross-sections and diameters, as well as regarding the available assembly instructions.



In the production of our test leads we use only high-quality multi-stranded cables of our own production. If you are interested

in our full range of stranded cables, please order the main catalog "Cables and Multistrand Wires".

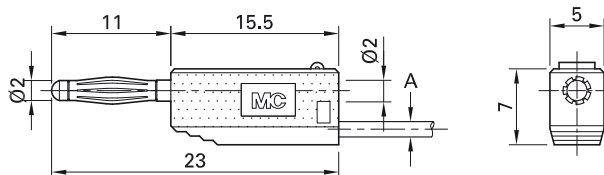

## Plug SLS205...

Stackable, Ø 2 mm with spring-loaded MULTILAM for self-assembly of test leads.

**Solder connection.**

**SLS205**

**SLS205-X**



Order No.	Type	Rated voltage/current	Cable (A)		*Standard colors
22.2616-*	SLS205	30 VAC / 10 A 60 VDC / 10 A	PVC TPE Ø 2.1 mm SIL Ø 2.3 mm	0.5 mm²	Au
22.2617-*	SLS205-X	30 VAC / 10 A 60 VDC / 10 A	PVC TPE Ø 2.1 mm SIL Ø 2.3 mm	0.5 mm²	Ni

### Component parts

22.2030-*	KT205	Insulator
22.1004	LS205	Plug for SLS205
22.5006	LS205N	Plug for SLS205-X



Assembly instructions MA134

[www.staubli.com/electrical](http://www.staubli.com/electrical)



Optional colors 20

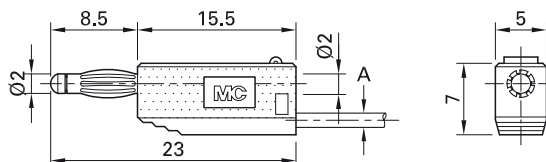
Further information, page 6



## Plug SLS205-A

Stackable, Ø 2 mm with spring-loaded  
MULTILAM for self-assembly of test leads.

**Solder connection.**



Order No.	Type	Rated voltage/current	Cable (A)		*Standard colors
22.2615-*	SLS205-A	30 VAC / 10 A 60 VDC / 10 A	<div>PVC</div> <div>TPE</div> <div>SIL</div> <div>Ø 2.1 mm</div> <div>Ø 2.3 mm</div> <div>0.5 mm<sup>2</sup></div>	<div>Au</div>	<div>21</div> <div>22</div> <div>23</div> <div>24</div> <div>25</div> <div>27</div> <div>28</div> <div>29</div>

### Component parts

22.2030-*	KT205	Insulator
22.5014	LS205-A	Plug



Optional colors 20 26

Further information, page 6



**Assembly instructions MA135**

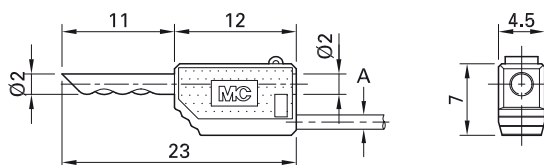

[www.staubli.com/electrical](http://www.staubli.com/electrical)



## Plug SLS2-F

Stackable, Ø 2 mm hollow plugs for self-assembly of test leads.

**Solder connection.**



Order No.	Type	Rated voltage/current	Cable (A)		*Standard colors
22.2611-*	SLS2-F	30 VAC / 10 A 60 VDC / 10 A	<div>PVC</div> <div>TPE</div> <div>SIL</div> <div>Ø 2.1 mm</div> <div>Ø 2.3 mm</div> <div>0.5 mm<sup>2</sup></div>	<div>Au</div>	<div>21</div> <div>22</div> <div>23</div> <div>24</div> <div>25</div> <div>27</div> <div>29</div>

### Component parts

22.2020-*	KT2-F	Insulator
22.1006	LS2-F	Plug



**Assembly instructions MA133**

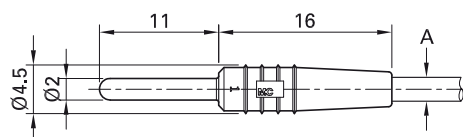
[www.staubli.com/electrical](http://www.staubli.com/electrical)



## Plug SLS2-S

In-line, rigid, Ø 2 mm for self-assembly of test leads.

**Solder connection.**



Order No.	Type	Rated voltage/current	Cable (A)		*Standard colors
22.2609-*	SLS2-S	30 VAC / 10 A 60 VDC / 10 A	max. Ø 2.1 mm      0.5 mm²	<div>Au</div>	<div><div>21</div><div>22</div><div>23</div><div>24</div><div>25</div><div>26</div><div>27</div><div>28</div><div>29</div></div>

### Component parts

22.2010-*	KT2-S	Insulator
22.1002	LS2-S	Plug



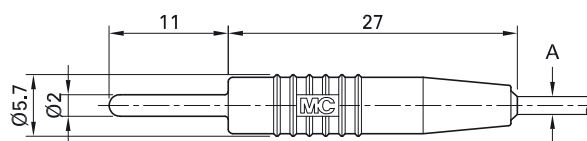
**Assembly instructions MA132**

[www.staubli.com/electrical](http://www.staubli.com/electrical)

## Plug SLS205-U

In-line, rigid, Ø 2 mm for self-assembly of test leads. Soft insulator.

**Solder connection.**



Order No.	Type	Rated voltage/current	Cable (A)		*Standard colors
22.2608-*	SLS205-U	30 VAC / 10 A 60 VDC / 10 A	max. Ø 2.3 mm      0.5 mm²	<div>Au</div>	<div><div>21</div><div>22</div><div>23</div></div>

### Component parts

22.2360-*	KT205-S	Insulator
22.1041	LS205-U	Plug



**Assembly instructions MA137**

[www.staubli.com/electrical](http://www.staubli.com/electrical)

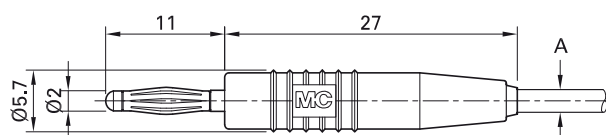


## Plug SLS205-S

In-line, Ø 2 mm with spring-loaded MULTILAM for self-assembly of test leads.

Soft insulator.

**Solder connection.**



Order No.	Type	Rated voltage/current	Cable (A)			*Standard colors
22.2620-*	SLS205-S	30 VAC / 10 A 60 VDC / 10 A	max. Ø 2.3 mm	0.5 mm <sup>2</sup>	Au	21 22 23

### Component parts

22.2360-*	KT205-S	Insulator
22.1040	LS205-S	Plug



**Assembly instructions MA137**

[www.staubli.com/electrical](http://www.staubli.com/electrical)



## Plug SLS205-L...

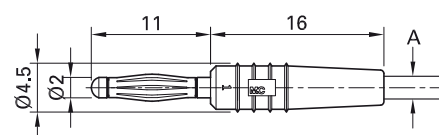
In-line, Ø 2 mm with spring-loaded MULTILAM for self-assembly of test leads.

**Solder connection.**

**SLS205-L**



**SLS205-L/N**



Order No.	Type	Rated voltage/current	Cable (A)			*Standard colors										
22.2618-*	SLS205-L	30 VAC / 10 A 60 VDC / 10 A	max. Ø 2.1 mm	0.5 mm²	Au	<table><tr><td>21</td><td>22</td><td>23</td><td>24</td><td>25</td></tr><tr><td>26</td><td>27</td><td>28</td><td>29</td><td></td></tr></table>	21	22	23	24	25	26	27	28	29	
21	22	23	24	25												
26	27	28	29													
22.2619-*	SLS205-L/N	30 VAC / 10 A 60 VDC / 10 A	max. Ø 2.1 mm	0.5 mm²	Ni	<table><tr><td>21</td><td>22</td><td>23</td><td>24</td><td>25</td></tr><tr><td>29</td><td></td><td></td><td></td><td></td></tr></table>	21	22	23	24	25	29				
21	22	23	24	25												
29																

### Component parts

<b>22.2010-*</b>	KT2-S	Insulator
<b>22.1009</b>	LS205-L	Plug for SLS205-L
<b>22.5029</b>	LS205-L/N	Plug for SLS205-L/N



Optional colors **26** **27** **28**

Further information, page 6



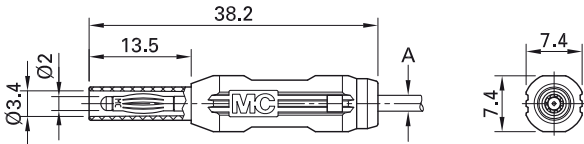
**Assembly instructions MA136**

[www.staubli.com/electrical](http://www.staubli.com/electrical)



Plug SL205-LA

In-line, Ø 2 mm, with spring-loaded MULTILAM, for self-assembly of test leads.  
With rigid insulating sleeve.  
**Crimp or solder connection.**



Order No.	Type	Rated voltage/current	Cable (A)		*Standard colors
65.3309-*	SL205-LA	600 V, CAT II / 10 A	max. Ø 2.7 mm 0.5 mm <sup>2</sup>	Au	21 22



Optional colors 23 24 25 29

Further information, page 6



**Assembly instructions MAH544**  
[www.staubli.com/electrical](http://www.staubli.com/electrical)

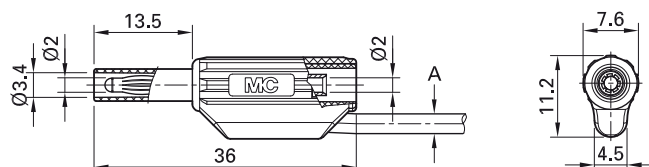


## Plug SL205-K

Stackable, Ø 2 mm, with spring-loaded MULTILAM, for self-assembly of test leads.

With rigid insulating sleeve.

**Solder connection.**



Order No.	Type	Rated voltage/current	Cable (A)		*Standard colors
65.9182-*	SL205-K	600 V, CAT II / 10 A	<div>PVC</div> Ø 2.3 mm <div>SIL</div> Ø 2.7 mm 0.5 mm <sup>2</sup>	<div>Au</div>	<div>21</div> <div>22</div> <div>23</div> <div>24</div> <div>25</div> <div>29</div>



Assembly instructions MAH500

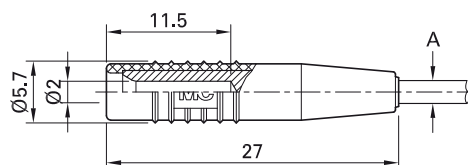
[www.staubli.com/electrical](http://www.staubli.com/electrical)

## Socket SLS205-B

Ø 2 mm rigid for self-assembly of test leads.

Soft insulator.

**Solder connection.**



Order No.	Type	Rated voltage/current	Cable (A)		*Standard colors
22.2621-*	SLS205-B	30 VAC / 10 A 60 VDC / 10 A	max. Ø 2.3 mm 0.5 mm <sup>2</sup>	<div>Au</div>	<div>21</div> <div>22</div> <div>23</div>

### Component parts

22.2360-*	KT205-S	Insulator
22.1038	LS205-B	Socket



Assembly instructions MA138

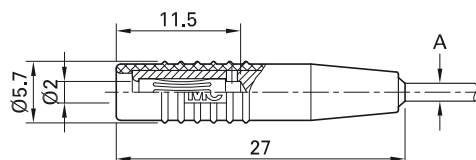
[www.staubli.com/electrical](http://www.staubli.com/electrical)



## Socket SLS205-BF

Ø 2 mm with spring-loaded MULTILAM for self-assembly of test leads. Soft insulator.

**Solder connection.**



Order No.	Type	Rated voltage/current	Cable (A)		*Standard colors
22.2622-*	SLS205-BF	30 VAC / 10 A 60 VDC / 10 A	max. Ø 2.3 mm      0.5 mm <sup>2</sup>	Au	21

### Component parts

22.2360-*	KT205-S	Insulator
22.1039	LS205-BF	Socket



**Assembly instructions MA138**

[www.staubli.com/electrical](http://www.staubli.com/electrical)



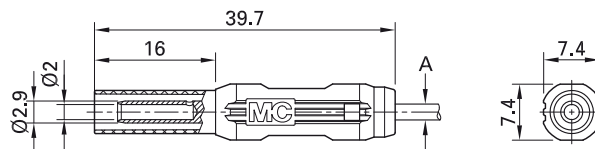
Optional colors **22** **23**

Further information, page 6

## Socket SL205-BA

In-line, rigid, accepting spring-loaded Ø 2 mm plugs with rigid insulating sleeve, for self-assembly of test leads.

**Crimp or solder connection.**



Order No.	Type	Rated voltage/current	Cable (A)		*Standard colors
65.3319-*	SL205-BA	600 V, CAT II / 10 A	max. Ø 2.7 mm      0.5 mm <sup>2</sup>	Au	21 <b>22</b> <b>23</b> <b>24</b> <b>25</b> 29



**Assembly instructions MAH544**

[www.staubli.com/electrical](http://www.staubli.com/electrical)

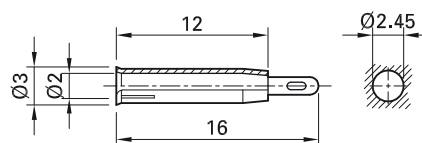


# Solder-in / press-in / built-in socket

## Press-in socket LB2

Uninsulated Ø 2 mm rigid, made of rolled brass sheet. Mounting by pressing or soldering into holes drilled in printed circuit boards or housings.

**Solder connection.**



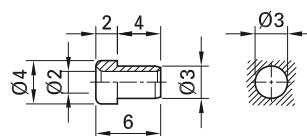
Order No.	Type	Rated voltage/current		
23.1001	LB2	30 VAC / 10 A 60 VDC / 10 A	Au	



Press-in tool MB2, page 171

## Solder-in socket LB2-A

Uninsulated Ø 2 mm rigid. Machined brass. The socket is soldered into predrilled panels.

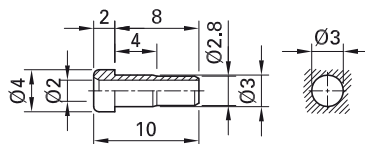


Order No.	Type	Rated voltage/current		
23.1000	LB2-A	30 VAC / 10 A 60 VDC / 10 A	Au	



## Solder-in socket LB2-D

Uninsulated Ø 2 mm rigid. Machined brass.  
The socket is soldered into predrilled panels.

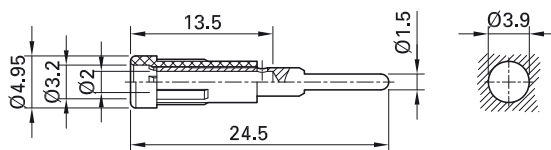


Order No.	Type	Rated voltage/current		
49.7512	LB2-D	30 VAC / 10 A 60 VDC / 10 A	Au	

## Press-in socket EPB-2N/S

Insulated Ø 2 mm rigid. Machined brass.  
The socket is pressed into predrilled panels

of plastic, metal etc. **Connection: Solder**  
**pin Ø 1.5 mm.**



Order No.	Type	Rated voltage/current		*Standard colors										
63.9318-*	EPB-2N/S	30 VAC / 10 A 60 VDC / 10 A	Ni	<table border="1"> <tr> <td>21</td><td>22</td><td>23</td><td>24</td><td>25</td></tr> <tr> <td>26</td><td>27</td><td>29</td><td></td><td></td></tr> </table>	21	22	23	24	25	26	27	29		
21	22	23	24	25										
26	27	29												



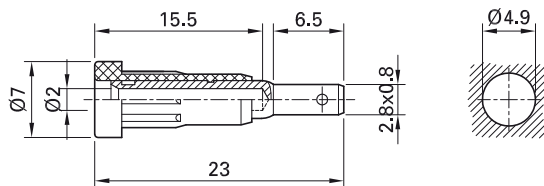
Press-in tool MB2, page 171



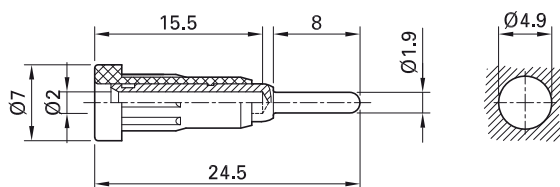
## Press-in socket EB2...

Insulated Ø 2 mm rigid made of machined brass. The socket is pressed into predrilled panels of plastic, metal etc.

### EB2



### EB2-A



Order No.	Type	Rated voltage/current	Connection		*Standard colors										
23.1011-*	EB2	30 VAC / 10 A 60 VDC / 10 A	Flat connecting tab 2.8 mm x 0.8 mm	Au	<table><tr><td>20</td><td>21</td><td>22</td><td>23</td><td>24</td></tr><tr><td>25</td><td>26</td><td>27</td><td>28</td><td>29</td></tr></table>	20	21	22	23	24	25	26	27	28	29
20	21	22	23	24											
25	26	27	28	29											
23.1012-*	EB2-A	30 VAC / 10 A 60 VDC / 10 A	Round connecting pin Ø 1.9 mm	Au	<table><tr><td>21</td><td>22</td><td>23</td><td>24</td><td>25</td></tr><tr><td>26</td><td>28</td><td>29</td><td></td><td></td></tr></table>	21	22	23	24	25	26	28	29		
21	22	23	24	25											
26	28	29													

### Component parts

23.5011-*	I-EB2	Insulator
23.5010	B-EB2	Socket for EB2
23.5002	B-EB2-A	Socket for EB2-A



Optional colors 20 27

Further information, page 6



Press-in tool MB2, page 171

Flat connecting receptacle FSH2,8x0,8:

page 170



Assembly instructions MA102

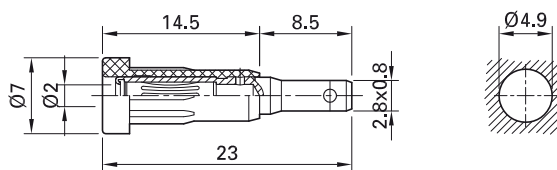
[www.staubli.com/electrical](http://www.staubli.com/electrical)



## Press-in socket EB2-F

Insulated, Ø 2 mm, spring-loaded with MULTILAM. Machined brass. The socket is pressed into predrilled panels of plastic, metal etc.

**Flat connecting tab 2.8 mm x 0.8 mm.**



Order No.	Type	Rated voltage/current		*Standard colors
23.1021-*	EB2-F	30 VAC / 10 A 60 VDC / 10 A	Opt	21 22

### Component parts

23.5011-*	I-EB2	Insulator
23.5005	B-EB2-F	Socket



Optional colors 20 23 24 25 26 27 28 29

Further information, page 6



**Press-in tool MB2, page 171**

**Flat connecting receptacle FSH2,8x0,8,  
page 170**



**Assembly instructions MA102**

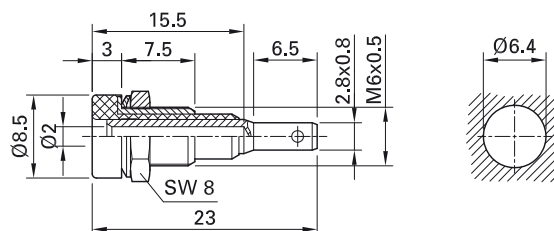

[www.staubli.com/electrical](http://www.staubli.com/electrical)



## Panel-mount socket LB-I2R

Insulated Ø 2 mm rigid. Machined brass.  
Metal thread jacket on the insulation. The socket can be screw-mounted in predrilled panels.

**Flat connecting tab 2.8 mm x 0.8 mm.**



Order No.	Type	Rated voltage/current		*Standard colors										
23.0030-*	LB-I2R	30 VAC / 10 A 60 VDC / 10 A	Opt	<table border="1"> <tr> <td>20</td><td>21</td><td>22</td><td>23</td><td>24</td></tr> <tr> <td>25</td><td>26</td><td>27</td><td>28</td><td>29</td></tr> </table>	20	21	22	23	24	25	26	27	28	29
20	21	22	23	24										
25	26	27	28	29										

### Component parts

23.5059-*	BI-LB-I2R	Socket
Page 166	MU/M6x0,5	Hexagon nut
Page 167	SP2	Washer

Also available under order No. 23.0040-  
with round nut MUR/M6x0,5 (Tube spanner:  
SS2).

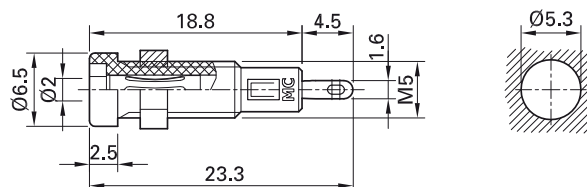


**Flat connecting receptacle FSH2,8x0,8,**  
page 170

## Panel-mount socket LB2-IF

Insulated, Ø 2 mm with spring-load-  
ed MULTILAM. The socket can be  
screw-mounted in predrilled panels.

**Solder connection.**



Order No.	Type	Rated voltage/current		*Standard colors					
23.0050-*	LB2-IF	30 VAC / 10 A 60 VDC / 10 A	Au	<table border="1"> <tr> <td>21</td><td>22</td><td>23</td><td>24</td><td>25</td></tr> </table>	21	22	23	24	25
21	22	23	24	25					

### Component parts

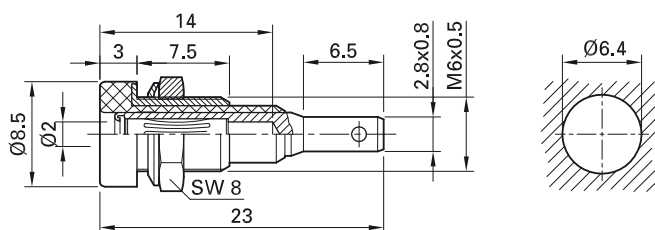

23.5062-*	BI-LB2-IF	Socket
Page 166	MU/M5	Hexagon nut



## Panel-mount socket LB-IF2R

Insulated, Ø 2 mm with spring-loaded MULTILAM. Machined brass. Metal thread jacket on the insulation. The socket can be screw-mounted in predrilled panels.

**Flat connecting tab 2.8 mm x 0.8 mm.**



Order No.	Type	Rated voltage/current		*Standard colors										
23.0060-*	LB-IF2R	30 VAC / 10 A 60 VDC / 10 A	Opt	<table border="1"> <tr> <td>20</td><td>21</td><td>22</td><td>23</td><td>24</td></tr> <tr> <td>25</td><td>26</td><td>27</td><td>28</td><td>29</td></tr> </table>	20	21	22	23	24	25	26	27	28	29
20	21	22	23	24										
25	26	27	28	29										

### Component parts

23.5021-*	BI-LB-IF2R	Socket
Page 166	MU/M6x0,5	Hexagon nut
Page 167	SP2	Washer

Also available under order No. 23.0020-  
with round nut MUR/M6x0,5 (Tube spanner:  
SS2).



**Flat connecting receptacle FSH2,8x0,8,**  
**page 170**



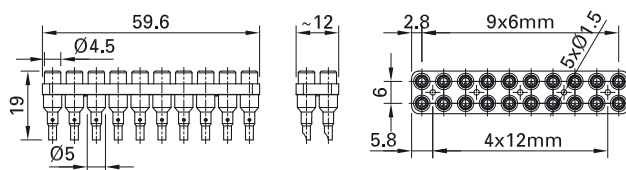
## Socket strip BL2-.../20...

20-pole socket strips, consisting of 2 rows of 10 rigid sockets with solder connection. No need for individual mounting of sockets:

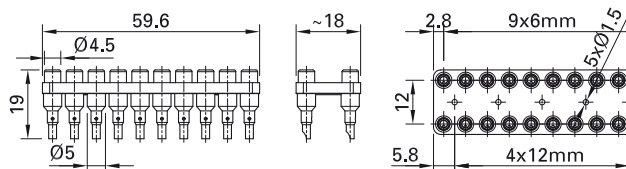
Simplified panel drilling, orientation of solder connections and compact mounting with

only 5 screws. Available with socket spacings of 6 mm and 12 mm.

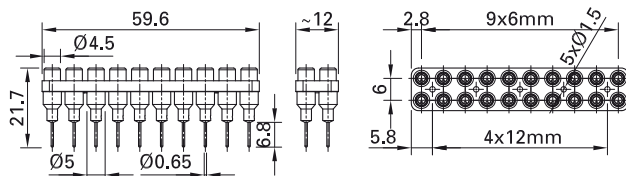

### BL2-6/20/A



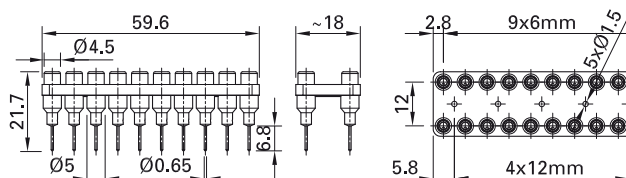

### BL2-12/20/A



### BL2-6/20-0,65



### BL2-12/20-0,65



Order No.	Type	Rated voltage/current	Number of sockets	Plug spacing	Assembly instructions		*Standard colors
63.9356-*	BL2-6/20/A	30 VAC / 10 A 60 VDC / 10 A	2 x 10	6 mm	MAH559A	Au	21 22
63.9358-*	BL2-12/20/A	30 VAC / 10 A 60 VDC / 10 A	2 x 10	12 mm	MAH559B	Au	21 22 23 24 25
63.9364-*	BL2-6/20-0,65	30 VAC / 10 A 60 VDC / 10 A	2 x 10	6 mm	MAH559D	Au	20 21 22 24
63.9363-*	BL2-12/20-0,65	30 VAC / 10 A 60 VDC / 10 A	2 x 10	12 mm	MAH559C	Au	21 22



Assembly instructions MAH559...

[www.staubli.com/electrical](http://www.staubli.com/electrical)



Optional colors 23 24 25 29

Further information, page 6

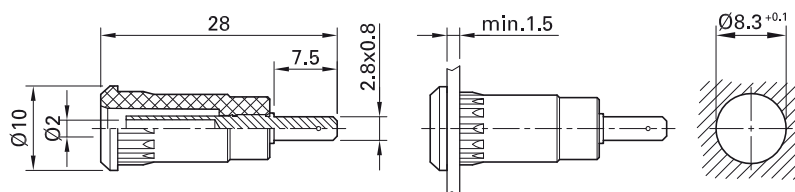


## Press-in socket SEB2-...

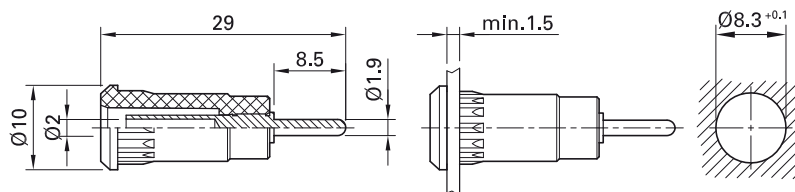
Insulated, rigid, accepting spring-loaded Ø 2 mm plugs with rigid insulating sleeve. The socket is pressed into pre-drilled panels of plastic, metal, etc.


**Connection: Flat connecting tab 2.8 mm x 0.8 mm or round connecting pin Ø 1.9 mm.**

### SEB2-F2,8



### SEB2-R



Order No.	Type	Rated voltage/current	Connection		*Standard colors
65.9099-*	SEB2-F2,8	600 V, CAT III / 10 A	Flat connecting tab 2.8 mm x 0.8 mm	Au	21 22 23 24 25 29
65.9193-*	SEB2-R	600 V, CAT III / 10 A	Round connecting pin Ø 1.9 mm	Au c  us	21 22 23 24 25 29



Flat connecting receptacle FSH2,8x0,8:

page 170

Press-in tool MB2-S: page 171



Assembly instructions MAH510

[www.staubli.com/electrical](http://www.staubli.com/electrical)




## Panel-mount socket SLB2-...

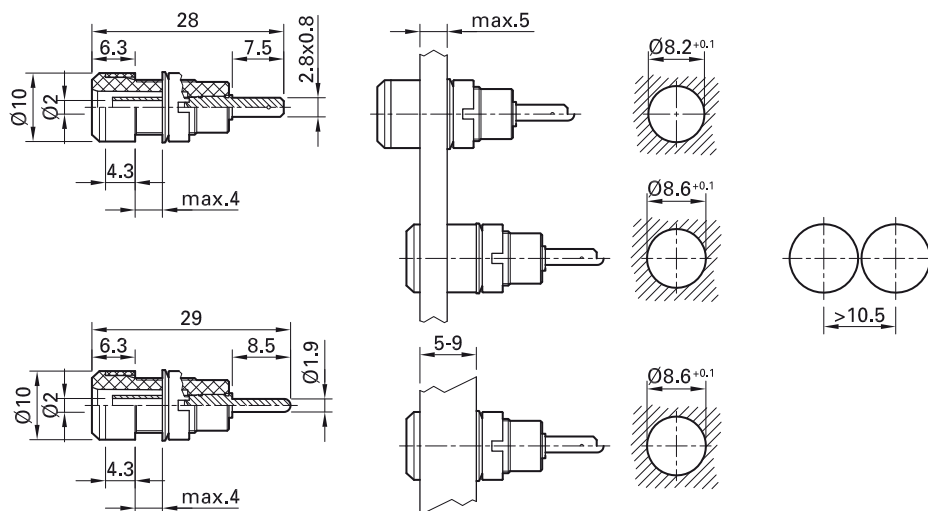
Insulated, rigid, accepting spring-loaded Ø 2 mm plugs with rigid insulating sleeve. The socket is surface-mounted or assembled flush into pre-drilled panels of plastic, metal, etc.


**Connection: Flat connecting tab 2.8 mm x 0.8 mm or round connecting pin Ø 1.9 mm.**

### SLB2-F2,8



### SLB2-R



Order No.	Type	Rated voltage/current	Connection		*Standard colors
65.9098-*	SLB2-F2,8	600 V, CAT III / 10 A	Flat connecting tab 2.8 mm x 0.8 mm	Au	21 22 23 24 25 29
65.9194-*	SLB2-R	600 V, CAT III / 10 A	Round connecting pin Ø 1.9 mm	Au c  us	21 22 23 24 25 29

### Supplied assembly material

		Spacer sleeve for	SLB2-F2,8, SLB2-R
Page 167	MUR/M8x0,5	Round nut for	SLB2-F2,8, SLB2-R
Page 167	SP4	Washer for	SLB2-F2,8, SLB2-R



Flat connecting receptacle FSH2,8x0,8:

page 170

Tube spanners SS4, SS2-S: page 170



Assembly instructions MAH511

[www.staubli.com/electrical](http://www.staubli.com/electrical)

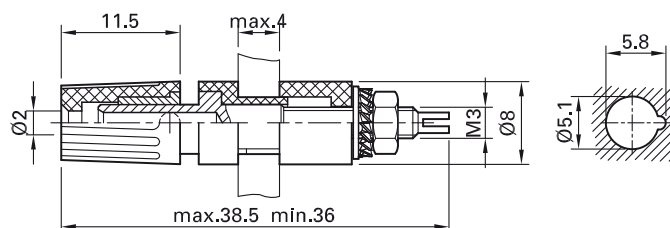


## Binding post PK2-T

Insulated, with Ø 2 mm rigid socket and insulated head undetachable. With Ø 2 mm cross hole for quick wire connection. Ma-

chined brass. For mounting, with anti-rotation lug, in front panels up to 4 mm thick.

**Connection: Threaded bolt M3.**



Order No.	Type	Rated voltage/current		*Standard colors
23.0290-*	PK2-T	30 VAC / 15 A 60 VDC / 15 A	Ni	21 22



# Connecting plugs

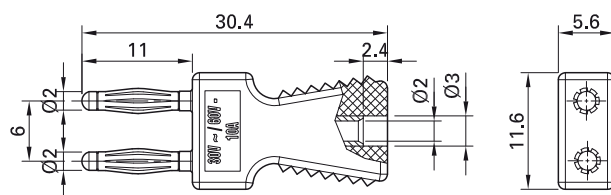

## Connecting plug KS2-...

Insulated, Ø 2 mm, with rigid Ø 2 mm socket in handling part.


KS2-6L/A



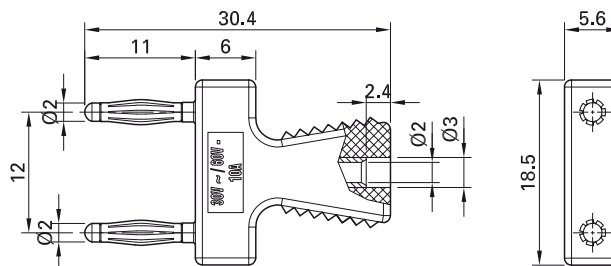
KS2-6L/N



KS2-12L/A



KS2-12L/N



Order No.	Type	Rated voltage/current	Plug spacing	Suitable for		*Standard colors
63.9352-*	KS2-6L/A	30 VAC / 10 A 60 VDC / 10 A	6 mm	BL2-6/20/A	Au	21 22
63.9353-*	KS2-6L/N	30 VAC / 10 A 60 VDC / 10 A	6 mm	BL2-6/20/A	Ni	21 22
63.9354-*	KS2-12L/A	30 VAC / 10 A 60 VDC / 10 A	12 mm	BL2-12/20/A	Au	21 22 23 24 25
63.9355-*	KS2-12L/N	30 VAC / 10 A 60 VDC / 10 A	12 mm	BL2-12/20/A	Ni	21 22 23 24 25

Our Ø 2 mm connecting plugs KS2-...L... are equipped with the tried and tested MULTILAM, and make a vibration-proof contact. Together with the socket strips BL2-... (page 33), they are ideally suited

for the saving of space in applications such as panels for testing and servicing in the aviation industry. The gold-plated versions offer a very low contact resistance and extremely high resistance to corrosion.



Optional colors 23 24 25 28 29

Further information, page 6



## Connecting plug KS2-...

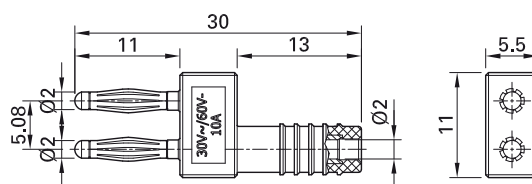
Insulated, Ø 2 mm, made of brass. Equipped with spring-loaded MULTILAM to ensure vibration-proof contacts – ideal use is in the automotive field for test drives and service-

ing. Ø 2 mm rigid socket in insulator accepting spring-loaded Ø 2 mm plugs with rigid insulating sleeve.

KS2-5,08L/1A/N



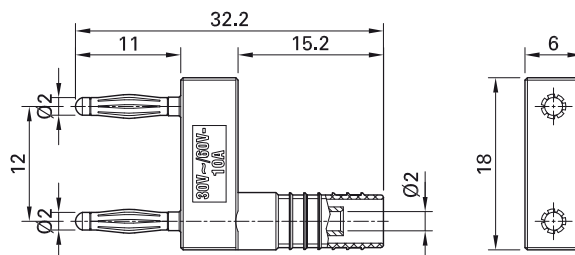

KS2-5,08L/1A/A



KS2-12L/1SA/N



KS2-12L/1SA/A



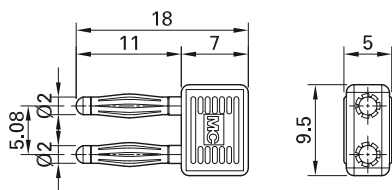
Order No.	Type	Rated voltage/current	Plug spacing		Standard colors
63.9844-21	KS2-5,08L/1A/N	30 VAC / 10 A 60 VDC / 10 A	5.08 mm	Ni	21
63.9847-21	KS2-5,08L/1A/A	30 VAC / 10 A 60 VDC / 10 A	5.08 mm	Au	21
63.9845-21	KS2-12L/1SA/N	30 VAC / 10 A 60 VDC / 10 A	12 mm	Ni	21
63.9848-21	KS2-12L/1SA/A	30 VAC / 10 A 60 VDC / 10 A	12 mm	Au	21



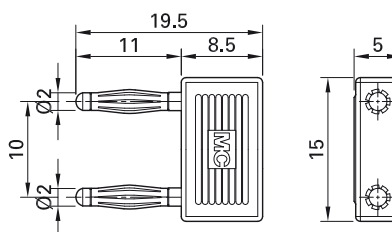
## Connecting plug KS2-...

Insulated, Ø 2 mm, made of brass, one piece and with spring-loaded MULTILAM.

### KS2-5,08L



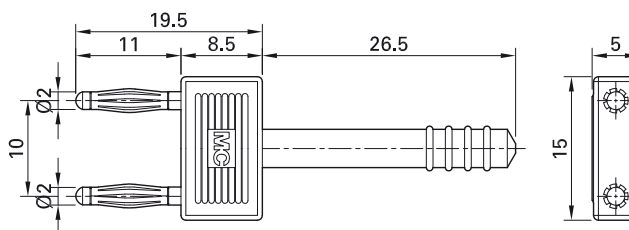
### KS2-10L/1



Order No.	Type	Rated voltage/current	Plug spacing		Standard colors
24.0040-29	KS2-5,08L	30 VAC / 10 A 60 VDC / 10 A	5.08 mm	<b>Au</b>	29
24.0043-29	KS2-10L/1	30 VAC / 10 A 60 VDC / 10 A	10 mm	<b>Au</b>	29

## Connecting plug KS2-10L

Insulated, Ø 2 mm, made of brass, one piece and with spring-loaded MULTILAM.  
With insulating grip.



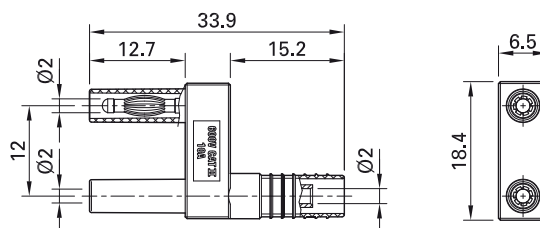
Order No.	Type	Rated voltage/current	Plug spacing		Standard colors
24.0042-29	KS2-10L	30 VAC / 10 A 60 VDC / 10 A	10 mm	<b>Au</b>	29



## Connecting plug SKS2-12L/1SA/N

Insulated, made of brass and with rigid insulating sleeves. Equipped with spring-loaded MULTILAM to ensure vibration-proof contacts – ideal, for instance, in the auto-

motive field for test drives and servicing. Ø 2 mm rigid socket in insulator accepting spring-loaded Ø 2 mm plugs with rigid insulating sleeve.



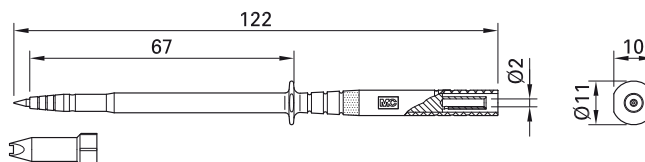
Order No.	Type	Rated voltage/current	Plug spacing		Standard colors
65.9866-21	SKS2-12L/1SA/N	600 V, CAT II / 10 A	12 mm	Ni CE	21

## Test probes

### Test probe SPP2-S

With tapered, stainless steel rigid needle. Handle guard chamfered on both sides. Ø 2 mm rigid socket in handle accepting

spring-loaded Ø 2 mm plugs with rigid insulating sleeve. Supplied with protective cap.



Order No.	Type	Rated voltage/current		*Standard colors
24.0239-*	SPP2-S	1000 V, CAT III / 1 A	CE	21 22

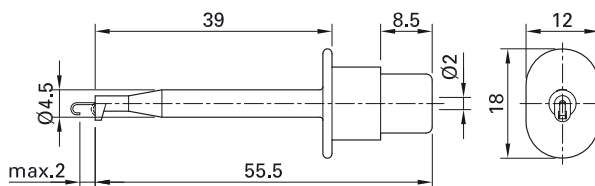


# Clips

## Test clip KPS1/B2

Made of hard-drawn copper alloy for grasping IC legs, plug pins and bare wire connections. Grasped objects are pressed against the tip of the insulator under spring pres-

sure. The low weight of the clip imposes hardly any load even on critical contacts. Ø 2 mm rigid socket in insulator.

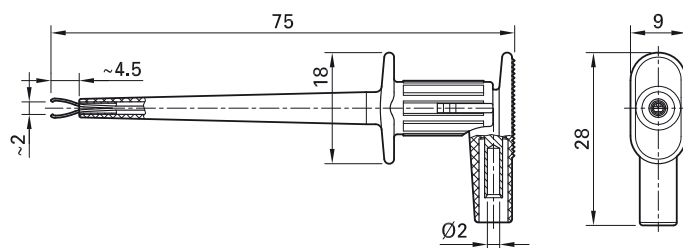


Order No.	Type	Rated voltage/current	Clamping limit		*Standard colors
24.0139-*	KPS1/B2	30 VAC / 1 A 60 VDC / 1 A	max. 2 mm	Au	21 22

## Test clip MicroGrip-XB

With hardened spring wire grabber with gold-plated contact area. Ø 2 mm rigid

socket in handle accepting spring-loaded Ø 2 mm plugs with rigid insulating sleeve.

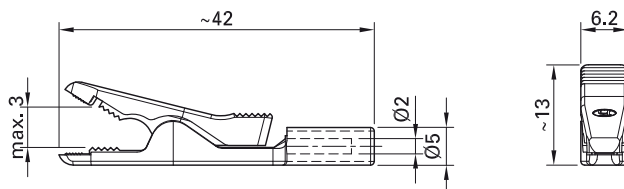


Order No.	Type	Rated voltage/current		*Standard colors
65.9187-*	MicroGrip-XB	300 V, CAT II / 1 A	Au CE c UL US	21 22 23



## Test clip AGK40

With unbreakable insulation. Fine-wire gripping surface, made of brass. Ø 2 mm rigid socket in insulator.

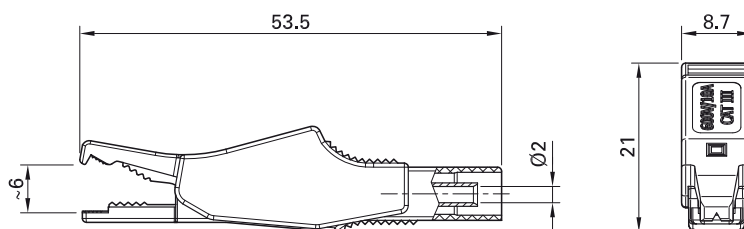


Order No.	Type	Rated voltage/current	Clamping limit		*Standard colors
24.0154-*	AGK40	30 VAC / 6 A 60 VDC / 6 A	max. 3 mm	Sn	21 22

## Test clip XKK-200

Made of brass, with all-round insulation. Toothed gripping jaws with fine-wire clamping surface. Ø 2 mm rigid socket in insulator

accepting spring-loaded Ø 2 mm plugs with rigid insulating sleeve.



Order No.	Type	Rated voltage/current		*Standard colors
65.9188-*	XKK-200	600 V, CAT III / 10 A	Ni CE c UL US	21 22 23

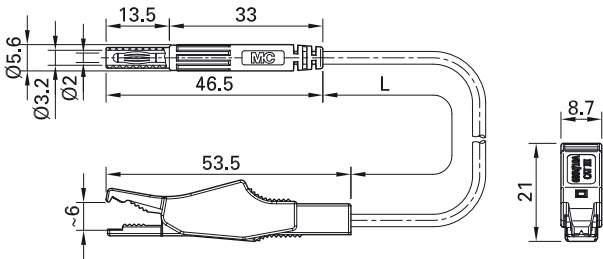




Test clip lead XALF

Highly flexible, with insulation in PVC. One end with test clip with all-round insulation and toothed gripping jaws with fine-

wire clamping surface. The other end with Ø 2 mm MULTILAM plug with rigid insulating sleeve.



Order No.	Type	Rated voltage/current	Lead		Lead lengths L [cm]	*Standard colors
65.9185-□*	XALF	600 V, CAT III / 10 A	PVC 0.75 mm <sup>2</sup>	Ni CE c UL US	100	21 22 23



Optional lengths on demand  
Further information, page 6

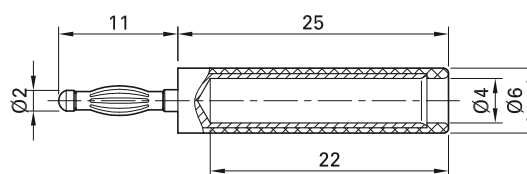


# Adapter

## Adapter A2/4

Ø 2 mm, made of brass, with spring-loaded MULTILAM. Ø 4 mm rigid socket in insulator

accepting spring-loaded Ø 4 mm plugs with rigid insulating sleeve.



Order No.	Type	Rated voltage/current		*Standard colors
24.0115-*	A2/4	30 VAC / 10 A 60 VDC / 10 A	Au	21 22 23 24

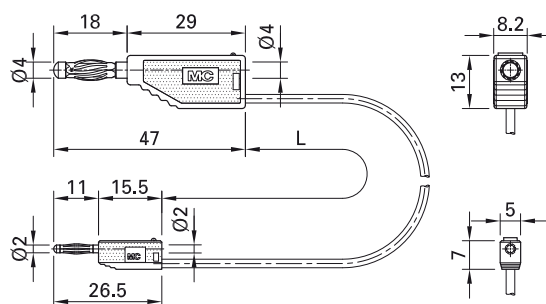


User information **i093**

[www.staubli.com/electrical](http://www.staubli.com/electrical)

## Adapter lead AK205/410

Highly flexible. One end with Ø 2 mm stackable MULTILAM plug, the other end with Ø 4 mm stackable MULTILAM plug.



Order No.	Type	Rated voltage/current	Lead		Lead lengths L [cm]	*Standard colors
28.0011-□*	AK205/410	30 VAC / 10 A 60 VDC / 10 A	PVC 0.5 mm <sup>2</sup>	Au	007 (7,5 cm) 015 030 045 060	20 21 22 23 24 25 26 27 28 29



User information **i093**

[www.staubli.com/electrical](http://www.staubli.com/electrical)



Optional lengths on demand

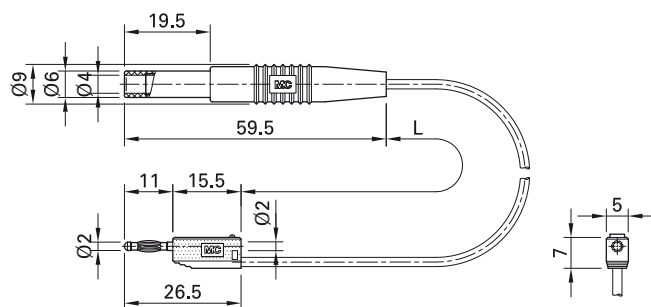
Further information, page 6



## Adapter lead AK205/405-BK

Highly flexible. One end with Ø 2 mm stackable MULTILAM plug, the other end with

Ø 4 mm rigid socket with rigid insulating sleeve.



Order No.	Type	Rated voltage/current	Lead		Lead length L [cm]	*Standard colors
28.0012-015*	AK205/405-BK	30 VAC / 10 A 60 VDC / 10 A	PVC 0.5 mm <sup>2</sup>	Au	015	21 22



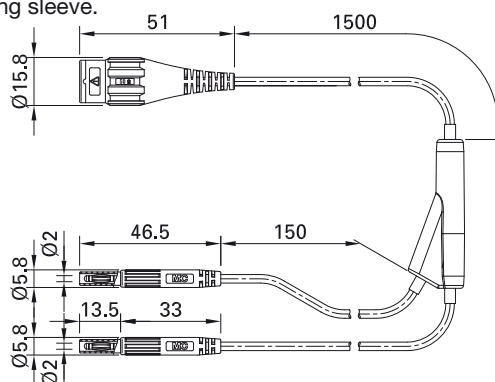
User information **i093**

[www.staubli.com/electrical](http://www.staubli.com/electrical)

## Adapter lead XLAM-205L

Highly flexible. One end with coaxial cable with touch-protected BNC male connector,

other end with in-line Ø 2 mm MULTILAM plugs with rigid insulating sleeve.



Order No.	Type	Rated voltage	Cable type		Lead length L [cm]
67.9565-150	XLAM-205L	600 V, CAT II 300 V, CAT III	PVC RG174 2x 0.5 mm <sup>2</sup>	CE c UL US	150



User information **i013**

[www.staubli.com/electrical](http://www.staubli.com/electrical)




## Ø 4 MM SYSTEM


# Overview

	Rated voltage	Rated current	Lead insulation	Contact surface	Page


### Measurement leads

	30 VAC / 60 VDC 600 V, CAT II – 1000 V, CAT IV	8-32 A	PVC SIL	Au Ni	48
--	---	--------	---------	-------	----


### User configurable plugs and sockets

	30 VAC / 60 VDC 500 V, CAT II – 600 V, CAT III	10-32 A		Au Ni	65
--	---	---------	--	-------	----


### Solder-in / press-in / built-in socket

	30 VAC / 60 VDC 1000 V, CAT II – 1000 V, CAT IV	20-40 A		Au Ni Opt	82
---	--	---------	--	-----------	----

### Connection plug

	30 VAC / 60 VDC 1000 V, CAT II	25-32 A		Au Ni	110
--	-----------------------------------	---------	--	-------	-----


### Test probes

	30 VAC / 60 VDC 1000 V, CAT II – 1000 V, CAT IV	1-32 A	PVC SIL	SST Ni	115
--	--	--------	---------	--------	-----




	Rated voltage	Rated current	Lead insulation	Contact surface	Page

#### Clips

	30 VAC / 60 VDC 300 V, CAT II – 1000 V, CAT IV	1-32 A		SST Ni	122
--	---	--------	--	--------	-----


#### Adapter

	30 VAC / 60 VDC 600 V, CAT II – 1000 V, CAT IV	1-32 A	PVC SIL	Au Ni Sn	134
--	---	--------	---------	----------	-----

#### Component holder

	600 V, CAT II	5 A		Ni	159
--	---------------	-----	--	----	-----

#### Kelvin measurement cable

	1000 V, CAT II	20 A	SIL	Ni	163
--	----------------	------	-----	----	-----

#### Special measurement accessories for insulation test device up to 5 kV

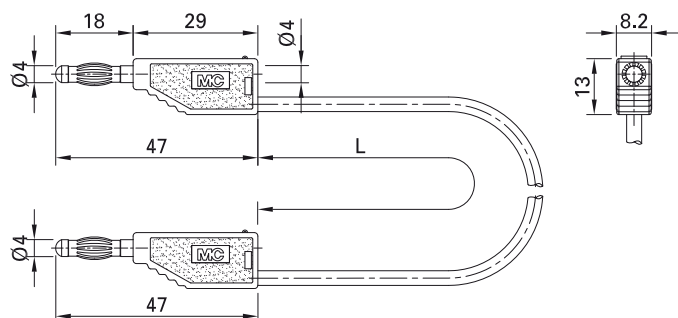
	1000 V, CAT IV 5 kV	10 A	TPE	Au Ni	164
--	------------------------	------	-----	-------	-----



# Test leads

## Test lead LK4...X

Highly flexible, with stackable Ø 4 mm  
MULTILAM plugs on both ends.



Order No.	Type	Rated voltage/ current	Lead	User information		Lead lengths L [cm]	*Standard colors
28.0116-□*	LK410-X	30 VAC / 19 A 60 VDC / 19 A	PVC 1.0 mm <sup>2</sup>	i096	Ni	025 050 075 100 150 200	20 21 22 23 24 25 26 27 29
28.0119-□*	LK425-A/X	30 VAC / 32 A 60 VDC / 32 A	PVC 2.5 mm <sup>2</sup>	i099	Ni	025 050 075 100 150 200	20 21 22 23 24 25 26 27 29



Optional colors 28

Optional lengths on demand

Further information, page 6



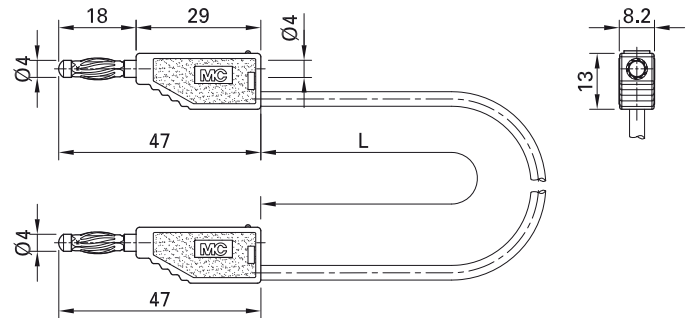
User information i096, i099

[www.staubli.com/electrical](http://www.staubli.com/electrical)



## Test lead LK4...

Highly flexible, with stackable Ø 4 mm  
MULTILAM plugs on both ends.



Order No.	Type	Rated voltage/current	Lead	User information		Lead lengths L [cm]	*Standard colors
28.0060-□*	LK410	30 VAC / 19 A 60 VDC / 19 A	PVC 1.0 mm <sup>2</sup>	i096	Au	025 050 075 100 150 200	20 21 22 23 24 25 26 27 28 29
28.0061-□*	LK410/SIL	30 VAC / 19 A 60 VDC / 19 A	SIL 1.0 mm <sup>2</sup>	i096	Au	025 050 075 100 150 200	21 22 23 24 25 26
28.0073-□*	LK425-A	30 VAC / 32 A 60 VDC / 32 A	PVC 2.5 mm <sup>2</sup>	i099	Au	025 050 075 100 150 200	20 21 22 23 24 25 26 27 28 29
28.0074-□*	LK425-A/SIL	30 VAC / 32 A 60 VDC / 32 A	SIL 2.5 mm <sup>2</sup>	i099	Au	025 050 075 100 150 200	21 22 23 24 25



Optional colors 20 26 27 28 29

Optional lengths on demand

Further information, page 6



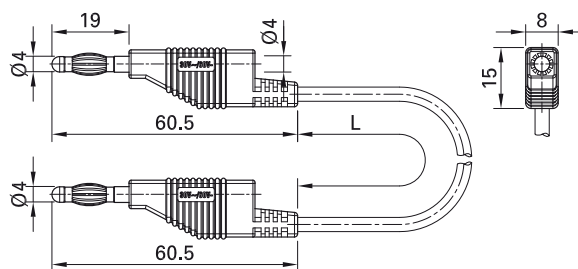

User information i096, i099

[www.staubli.com/electrical](http://www.staubli.com/electrical)



## Test lead FML SML

Highly flexible, with moulded stackable  
Ø 4 mm MULTILAM plugs on both ends.



Order No.	Type	Rated voltage/current	Lead		Lead length L [cm]	*Standard colors
64.7289-□*	FML	30 VAC / 15 A 60 VDC / 15 A	PVC 0.75 mm <sup>2</sup>	Ni	100	21 22
64.7288-□*	SML	30 VAC / 15 A 60 VDC / 15 A	SIL 0.75 mm <sup>2</sup>	Ni	025 050 100 200	21 22 23 24 25



Optional colors 23 24 25 26 29

Optional lengths on demand

Further information, page 6



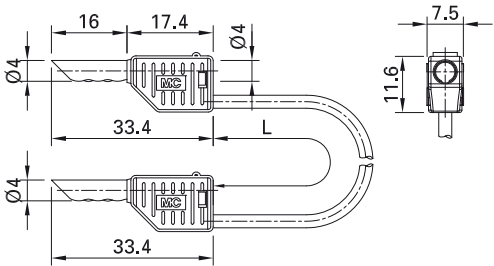
User information i002

[www.staubli.com/electrical](http://www.staubli.com/electrical)



Test lead LK4-B

Highly flexible, with stackable Ø 4 mm hollow plugs on both ends.



Order No.	Type	Rated voltage/current	Lead		Lead length L [cm]	*Standard colors
28.0055-□*	LK4-B	30 VAC / 19 A 60 VDC / 19 A	PVC 1.0 mm²	Au	050	21 22 23 24
28.0056-□*	LK4-B/SIL	30 VAC / 19 A 60 VDC / 19 A	SIL 1.0 mm²	Au	050	21 22



Optional colors 23 24 25 26 29

Optional lengths on demand

Further information, page 6



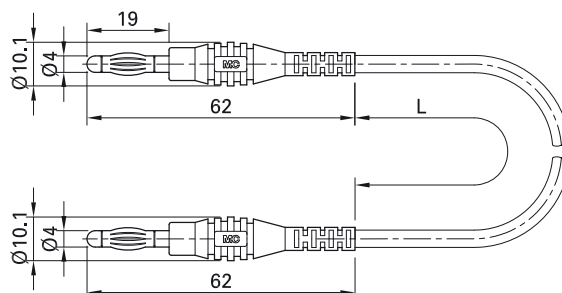
User information i096

www.staubli.com/electrical



## Test lead FAL

Highly flexible, with in-line Ø 4 mm  
MULTILAM plugs on both ends.



Order No.	Type	Rated voltage/current	Lead		Lead lengths L [cm]	*Standard colors
64.9289-□*	FAL	30 VAC / 15 A 60 VDC / 15 A	PVC 0.75 mm <sup>2</sup>	Ni	100 200	21 22 23 24 25

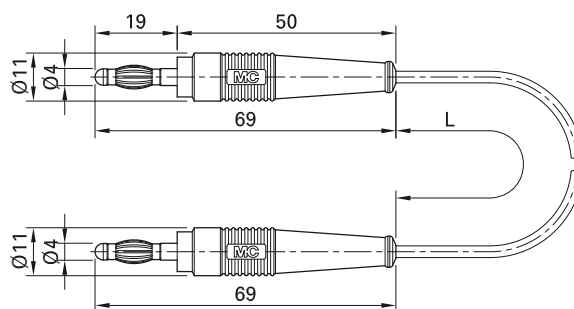


Optional lengths on demand

Further information, page 6

## Test lead LK410L-41/A

Highly flexible, with in-line Ø 4 mm  
MULTILAM plugs on both ends.



Order No.	Type	Rated voltage/current	Lead		Lead lengths L [cm]	*Standard colors
64.1025-□*	LK410L-41/A	30 VAC / 19 A 60 VDC / 19 A	PVC 1.0 mm <sup>2</sup>	Au	025 050 075 100 150 200	20 21 22 23 24 25 26 27 28 29



User information **i096**

[www.staubli.com/electrical](http://www.staubli.com/electrical)



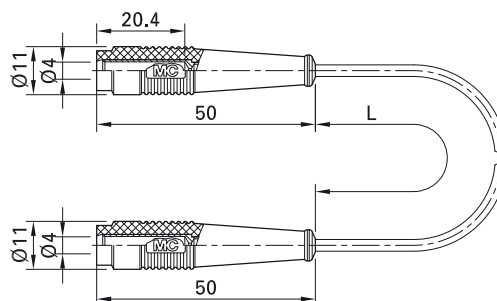
Optional lengths on demand

Further information, page 6



## Coupling lead LK4...K-41/A

Highly flexible, with Ø 4 mm rigid sockets on both ends.



Order No.	Type	Rated voltage/current	Lead	User information		Lead lengths L [cm]	*Standard colors
64.1023-□*	LK410K-41/A	30 VAC / 19 A 60 VDC / 19 A	PVC 1.0mm <sup>2</sup>	i096	Au	100	21 22
64.1024-□*	LK425K-41/A	30 VAC / 32 A 60 VDC / 32 A	PVC 2.5mm <sup>2</sup>	i099	Au	100	21 22



User information i096, i099

[www.staubli.com/electrical](http://www.staubli.com/electrical)



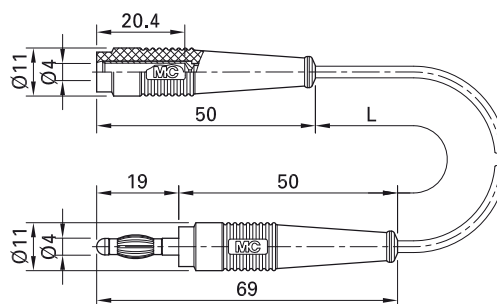
Optional colors 23 24 25 27 28 29

Optional lengths on demand

Further information, page 6

## Extension lead AK410-L/B-41/A

Highly flexible. One end with Ø 4 mm MULTILAM plug, the other end with Ø 4 mm rigid socket.



Order No.	Type	Rated voltage/current	Lead		Lead lengths L [cm]	*Standard colors
64.1022-□*	AK410-L/B-41/A	30 VAC / 19 A 60 VDC / 19 A	PVC 1.0 mm <sup>2</sup>	Au	025	21 22 23



User information i096

[www.staubli.com/electrical](http://www.staubli.com/electrical)



Optional colors 20 24 25 26 27 28 29

Optional lengths on demand

Further information, page 6

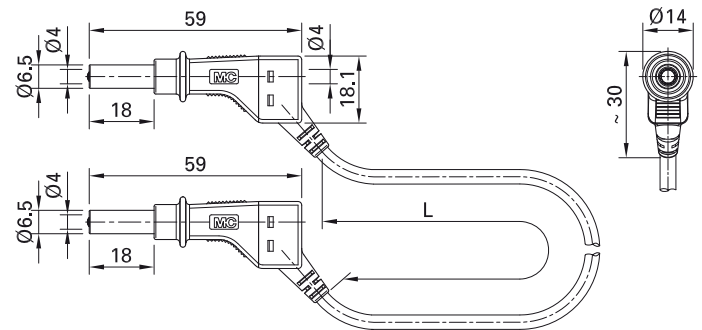


## Test lead XZG4...

Highly flexible, with insulation in PVC or silicone especially suitable for connecting electrical devices not (yet) equipped with safety sockets. With stackable Ø 4 mm

MULTILAM plugs on both ends with protective collar and retractable sleeve to prevent accidental touching.

### XZG...



Order No.	Type	Rated voltage/ current	Lead	User information		Lead lengths L [cm]	*Standard colors
66.9405-□*	XZG410	600 V, CAT II / 19 A	PVC 1.0 mm <sup>2</sup>	i073	Ni CE	050 100 150 200	21 22 23
66.9406-□*	XZG410/SIL	600 V, CAT II / 19 A	SIL 1.0 mm <sup>2</sup>	i073	Ni CE	050 100 150 200	21 22 23
66.9407-□*	XZG425	600 V, CAT II / 32 A	PVC 2.5 mm <sup>2</sup>	i074	Ni CE	025 050 100 150 200	21 22 23 24 25 27 28
66.9408-□*	XZG425/SIL	600 V, CAT II / 32 A	SIL 2.5 mm <sup>2</sup>	i074	Ni CE	050 100 150 200	20 21 22 23 24 25 26 27 28 29



Optional colors 20 24 25 26 27 28 29

Optional lengths on demand

Further information, page 6



User information i073, i074

[www.staubli.com/electrical](http://www.staubli.com/electrical)

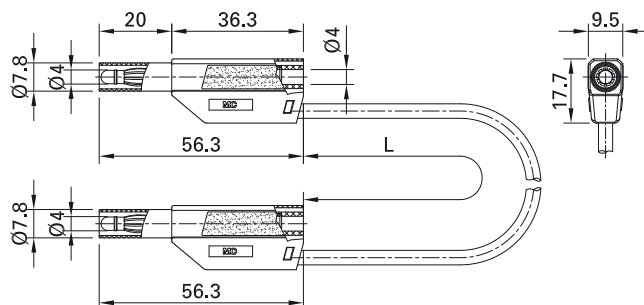


## Test lead SLK4...-E...

Highly flexible, with insulation in PVC or silicone with stackable Ø 4 mm MULTILAM

plugs with rigid insulating sleeve on both ends.

### SLK4...-E...



Order No.	Type	Rated voltage/current	Lead		Lead lengths L [cm]	*Standard colors
28.0127-□*	SLK4075-E/N	1000 V, CAT II / 15 A 600 V, CAT III / 15 A	PVC 0.75 mm <sup>2</sup>	Ni CE c UL US	025 050 075 100 150 200	20 21 22 23 24 25 26 27 28 29
49.0126-□*	SLK410-E/N	1000 V, CAT II / 19 A 600 V, CAT III / 19 A	PVC 1.0 mm <sup>2</sup>	Ni CE c UL US	025 050 100 150 200	20 21 22 23 24 25 26 27 28 29
28.0126-□*	SLK410-E/SIL	1000 V, CAT II / 19 A 600 V, CAT III / 19 A	SIL 1.0 mm <sup>2</sup>	Au CE c UL US	025 050 100 150 200	20 21 22 23 24 25 26 27 28 29
49.0079-□*	SLK410-E/N SIL	1000 V, CAT II / 19 A 600 V, CAT III / 19 A	SIL 1.0 mm <sup>2</sup>	Ni CE c UL US	025 050 075 100 150 200	20 21 22 23 24 25 26 27 28 29
28.0124-□*	SLK425-E	1000 V, CAT II / 32 A 600 V, CAT III / 32 A	PVC 2.5 mm <sup>2</sup>	Au CE c UL US	025 050 075 100 150 200	20 21 22 23 24 25 26 27 28 29
28.0125-□*	SLK425-E/N	1000 V, CAT II / 32 A 600 V, CAT III / 32 A	PVC 2.5 mm <sup>2</sup>	Ni CE c UL US	025 050 075 100 150 200	20 21 22 23 24 25 26 27 28 29



Optional lengths on demand

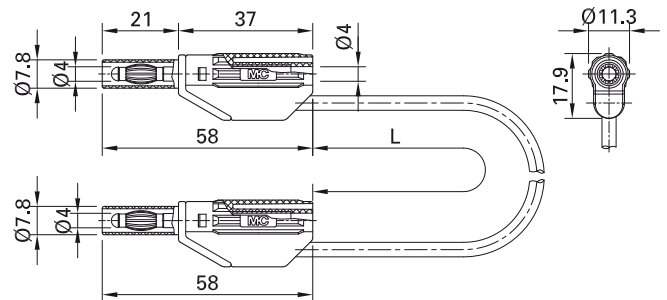
Further information, page 6



## Test lead XV...-44...

Highly flexible, with insulation in PVC or silicone with stackable Ø4 mm MULTILAM plugs with rigid insulating sleeve on both ends.

### XV...-44...



Order No.	Type	Rated voltage/current	Lead		Lead lengths L [cm]	*Standard colors
66.9738-□*	XVF-446	600 V, CAT II / 19 A	PVC 1.0 mm <sup>2</sup>	Ni CE c UL US	050 100 200	21 22 23 24 25
66.9739-□*	XVS-446	600 V, CAT II / 19 A	SIL 1.0 mm <sup>2</sup>	Ni CE c UL US	100	21 22
66.9736-□*	XVF-448	600 V, CAT II / 32 A	PVC 2.5 mm <sup>2</sup>	Ni CE c UL US	030 050 060 100 150 200	21 22 24 25
66.9737-□*	XVS-448	600 V, CAT II / 32 A	SIL 2.5 mm <sup>2</sup>	Ni CE c UL US	050 100 200	21 22 23



Optional colors 20 23 24 25 26 27 29

Optional lengths on demand

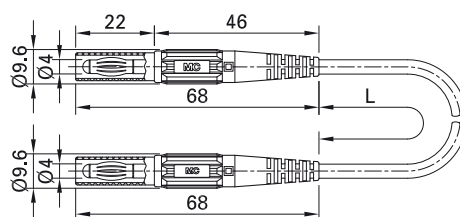
Further information, page 6



## Test lead XM...-41...

Highly flexible, with insulation in PVC or silicone with in-line Ø 4 mm MULTILAM plug with rigid insulating sleeve on both ends.

### XM...-41...



Order No.	Type	Rated voltage/current	Lead		Lead lengths L [cm]	*Standard colors
66.9013-□*	XMF-414	1000 V, CAT III / 19 A	PVC 1.0 mm <sup>2</sup>	Ni CE c UL US	050 100 150 200	21 22 23 24 25
66.9014-□*	XMS-414	1000 V, CAT III / 19 A	SIL 1.0 mm <sup>2</sup>	Ni CE c UL US	050 100 150 200	21 22 23
66.9303-□*	XMF-418	1000 V, CAT III / 32 A	PVC 2.5 mm <sup>2</sup>	Ni CE	100 150 200	21 22
66.9304-□*	XMS-418	1000 V, CAT III / 32 A	SIL 2.5 mm <sup>2</sup>	Ni CE	100	21 22



Optional colors 20 23 24 25 26 27 29

Optional lengths on demand

Further information, page 6



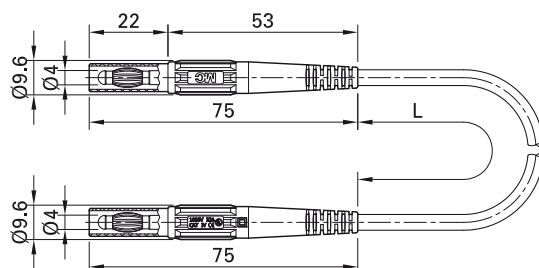
## Test lead XM...-419

Highly flexible, with insulation in PVC, TPE, or silicone with in-line Ø 4 mm MULTILAM plug with rigid insulating sleeve on both

ends. Due to the very high insulation resistance of the TPE insulation, the test lead

XMT-419 is excellently suited for measuring high resistances.

### XM...-419



Order No.	Type	Rated voltage/current	Lead		Lead lengths L [cm]	*Standard colors
66.9391-□*	XMF-419	1000 V, CAT IV / 32 A	PVC 2.5 mm <sup>2</sup>	Ni CE c UL US	050 100 150 200	21 22 23 27 28
66.9393-□*	XMT-419	1000 V, CAT IV / 32 A	TPE 2.5 mm <sup>2</sup>	Ni CE	100	21 22
66.9392-□*	XMS-419	1000 V, CAT IV / 32 A	SIL 2.5 mm <sup>2</sup>	Ni CE c UL US	050 100 150 200	21 22 23 27 28



Optional colors 23 24 25 27 28

Optional lengths on demand

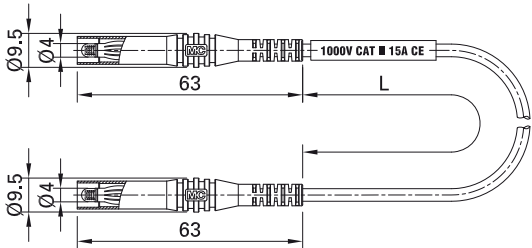
Further information, page 6



Test lead XM...-402

Highly flexible, with insulation in PVC or silicone with in-line Ø 4 mm MULTILAM plug with rigid insulating sleeve on both ends.

XM...-402



Order No.	Type	Rated voltage/current	Lead		Lead lengths L [cm]	*Standard colors
66.9634-□*	XMF-402	1000 V, CAT II / 15 A	PVC 0.75 mm <sup>2</sup>	Ni CE c UL US	100 200	21 22 23
66.9635-□*	XMS-402	1000 V, CAT II / 15 A	SIL 0.75 mm <sup>2</sup>	Ni CE c UL US	100 200	21 22 23 24 25



Optional colors 20 24 25 26

Optional lengths on demand

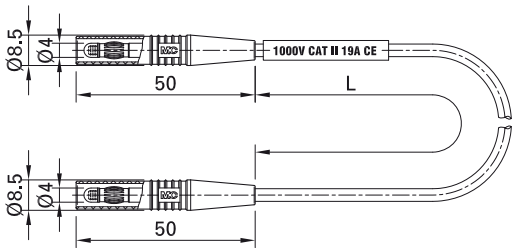
Further information, page 6



# Test lead SLK4...-L...

Highly flexible, with in-line Ø 4 mm  
MULTILAM plug with rigid insulating sleeve  
on both ends.

SLK...-L...



Order No.	Type	Rated voltage/current	Lead		Lead lengths L [cm]	*Standard colors
28.0083-□*	SLK410-L	1000 V, CAT II / 19 A	PVC 1.0 mm <sup>2</sup>	Au CE	025 050 075 100 150 200	21 22 23 24 25 27
28.0103-□*	SLK425-L	1000 V, CAT II / 32 A	PVC 2.5 mm <sup>2</sup>	Au CE	100 150 200	21 22
49.0105-□*	SLK425-L/N	1000 V, CAT II / 32 A	PVC 2.5 mm <sup>2</sup>	Ni CE	050	21 22



Optional colors 23 24 25 27

Optional lengths on demand

Further information, page 6



## Fused test lead XSM...-419

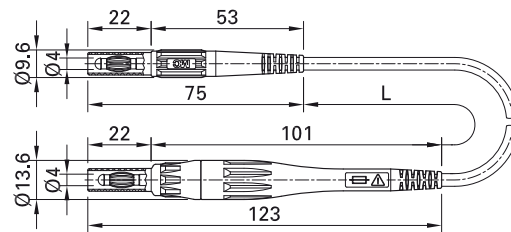
The test leads with integrated high breaking capacity fuses are designed for 1000 V, CAT IV in accordance with IEC/EN 61010-031 and allow for the use of Ø 4 mm standard safety probes and test clips for fuse-protected measurements.







To change the fuse, the two-part fused connector can be easily unscrewed.

Highly flexible, with insulation in PVC or silicone. With in-line Ø 4 mm MULTILAM plug with rigid insulating sleeve on both ends. The two-part screw connector accepts a high breaking capacity fuse measuring 6.3 x 32 mm.

The fuse is not supplied.

### XSM...-419



Order No.	Type	Rated voltage/current	Lead		Lead lengths L [cm]	*Standard colors
66.9394-□*	XSMF-419	1000 V, CAT IV / max. 8 A <sup>1)</sup>	<div>PVC</div> 1.0 mm <sup>2</sup>	<div>Ni</div>    US	<div>100</div> <div>150</div> <div>200</div>	<div><div>21</div><div>22</div><div>23</div><div>24</div><div>25</div></div> <div><div>26</div><div>27</div><div>28</div></div>
66.9395-□*	XSMS-419	1000 V, CAT IV / max. 8 A <sup>1)</sup>	<div>SIL</div> 1.0 mm <sup>2</sup>	<div>Ni</div>    US	<div>100</div> <div>150</div> <div>200</div>	<div><div>21</div><div>22</div><div>23</div><div>24</div><div>25</div></div> <div><div>26</div><div>27</div><div>28</div></div>

<sup>1)</sup> Depends on the fuse used.



Optional colors 20 29

Optional lengths on demand

Further information, page 6



High breaking capacity fuse 6.3 x 32 mm:

page 173



User information **i091**

[www.staubli.com/electrical](http://www.staubli.com/electrical)

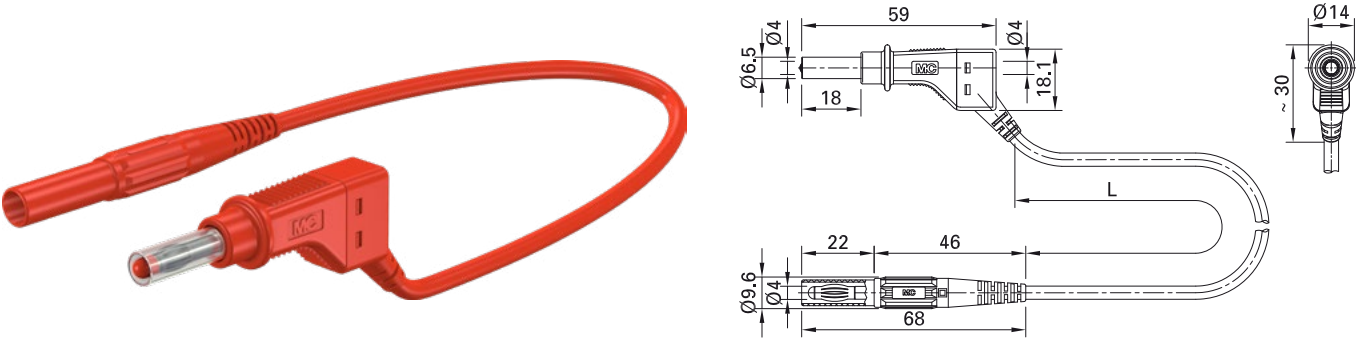


Test lead XZG410-L

Highly flexible, with insulation in PVC. One end with stackable Ø 4 mm MULTILAM plug with protective collar and retractable sleeve

to prevent accidental touching especially suitable for connecting to electrical devices not (yet) equipped with safety sockets. The

other end with in-line Ø 4 mm MULTILAM plug with rigid insulating sleeve, e.g. for connecting probes or test clips.



Order No.	Type	Rated voltage/current	Lead		Lead lengths L [cm]	*Standard colors
66.9411-□*	XZG410-L	600 V, CAT II / 19 A	PVC 1.0 mm²	Ni CE	100 200	21 22 23



Optional colors 20 24 25 26 27 28 29

Optional lengths on demand

Further information, page 6



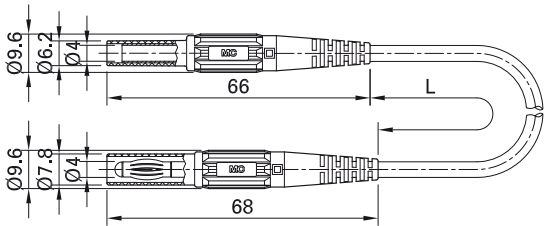
User information i073  
www.staubli.com/electrical



Extension lead XK...-414

Highly flexible, with insulation in PVC or silicone. One end with Ø 4 mm MULTILAM plug with rigid insulating sleeve, the other end with Ø 4 mm rigid socket with rigid insulating sleeve.

XK...-414



Order No.	Type	Rated voltage/current	Lead		Lead lengths L [cm]	*Standard colors
66.9011-□*	XKF-414	1000 V, CAT III / 19 A	PVC 1.0 mm <sup>2</sup>	Ni CE c UL US	050 100 150 200	21 22 23 24
66.9012-□*	XKS-414	1000 V, CAT III / 19 A	SIL 1.0 mm <sup>2</sup>	Ni CE c UL US	050 100 200	21 22 23



Optional colors 24 25 26 27 29

Optional lengths on demand

Further information, page 6

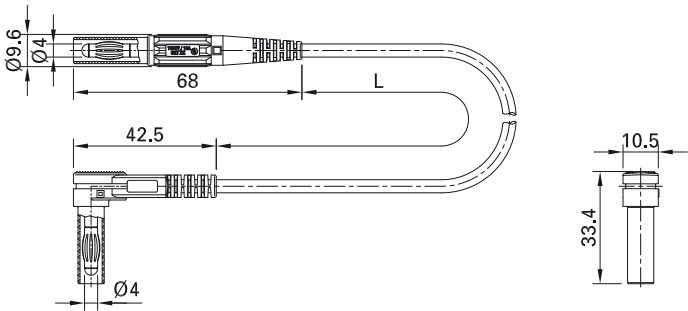


Test lead XM...-484

Highly flexible, with insulation in PVC or silicone. One end with in-line Ø 4 mm MULTILAM plug with rigid insulating sleeve.

The other end with right-angled Ø 4 mm MULTILAM plug with rigid insulating sleeve.

XM...-484



Order No.	Type	Rated voltage/current	Lead		Lead lengths L [cm]	*Standard colors
66.9005-□*	XMF-484	1000 V, CAT III / 19 A	PVC 1.0 mm <sup>2</sup>	Ni CE c UL US	100 150 200	21 22 23 24 25
66.9006-□*	XMS-484	1000 V, CAT III / 19 A	SIL 1.0 mm <sup>2</sup>	Ni CE c UL US	100 150 200	21 22 23 24 25



Optional colors 20 26 27 29

Optional lengths on demand

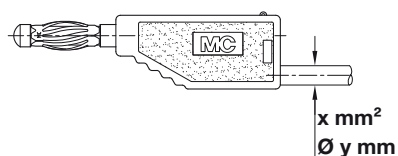
Further information, page 6



# User configurable plugs and sockets

This section contains plugs and sockets for self-assembled test leads. The information about each item includes details regarding connectable conductor

cross-sections and diameters, as well as regarding the available assembly instructions.



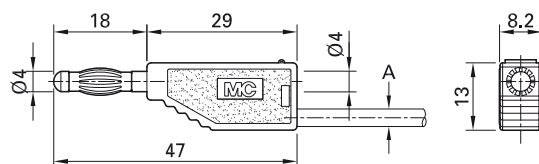

In the production of our test leads we use only high-quality multi-stranded cables of our own production. If you are interested in

our full range of stranded cables, please ask for a copy of our main catalog "Cables and Multistrand Wires".

## Plug SLS425-A/X

Stackable,  $\varnothing 4 \text{ mm}$ , with spring-loaded MULTILAM for self-assembly of test leads.

**Solder connection.**



Order No.	Type	Rated voltage/current	Cable (A)		*Standard colors
22.2634-*	SLS425-A/X	30 VAC / 32 A 60 VDC / 32 A	<div>PVC</div> <div>TPE</div> <div>SIL</div> <div><math>\varnothing 3.6 \text{ mm}</math></div> <div><math>\varnothing 3.9 \text{ mm}</math></div> <div>2.5 mm<sup>2</sup></div>	Ni	21 22

### Component parts

22.2160-*	KT425-A	Insulator
22.1202	LS410-X	Plug



Optional colors 20 23 24 25 26 27 28 29

Further information, page 6



**Assembly instructions MA110**

[www.staubli.com/electrical](http://www.staubli.com/electrical)



## Plug SLS4...

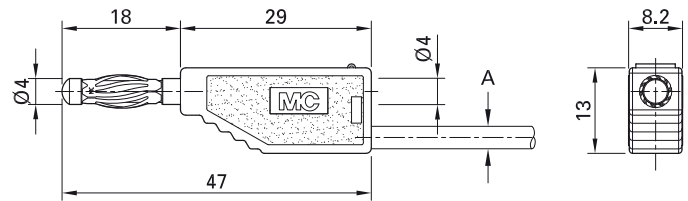

Stackable, Ø 4 mm, with spring-loaded  
MULTILAM for self-assembly of test leads.

**Solder connection.**

**SLS410**  
**SLS425-A**



**SLS410N**  
**SLS425-A/N**



Order No.	Type	Rated voltage/current	Cable (A)		*Standard colors
22.2626-*	SLS410	30 VAC / 19 A 60 VDC / 19 A	PVC TPE Ø 2.7 mm SIL Ø 3.0 mm 1.0 mm <sup>2</sup>	Au	20 21 22 23 24 25 26 27 28 29
22.2627-*	SLS410N	30 VAC / 19 A 60 VDC / 19 A	PVC TPE Ø 2.7 mm SIL Ø 3.0 mm 1.0 mm <sup>2</sup>	Ni	20 21 22 23 24 25 26 27 28 29
22.2631-*	SLS425-A	30 VAC / 32 A 60 VDC / 32 A	PVC TPE Ø 3.6 mm SIL Ø 3.9 mm 2.5 mm <sup>2</sup>	Au	20 21 22 23 24 25 26 27 28 29
22.2632-*	SLS425-A/N	30 VAC / 32 A 60 VDC / 32 A	PVC TPE Ø 3.6 mm SIL Ø 3.9 mm 2.5 mm <sup>2</sup>	Ni	20 21 22 23 24 25 26 27 28 29

### Component parts

22.2140-*	KT410	Insulator for SLS410, SLS410N
22.2160-*	KT425-A	Insulator for SLS425-A, SLS425-A/N
22.1010	LS410	Plug for SLS410, SLS425-A
22.5067	LS410N	Plug for SLS410N, SLS425-A/N



**Assembly instructions MA110**

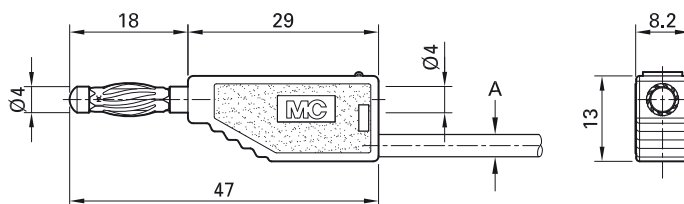
[www.staubli.com/electrical](http://www.staubli.com/electrical)



## Plug SLS425-AM

Stackable, Ø 4 mm, with spring-loaded MULTILAM for self-assembly of test leads.

**Screw connection.**



Order No.	Type	Rated voltage/current	Cable (A)		*Standard colors										
22.2633-*	SLS425-AM	30 VAC / 32 A 60 VDC / 32 A	~ Ø 4.0 mm 2.5 mm²	Au	<table><tr><td>20</td><td>21</td><td>22</td><td>23</td><td>24</td></tr><tr><td>25</td><td>29</td><td></td><td></td><td></td></tr></table>	20	21	22	23	24	25	29			
20	21	22	23	24											
25	29														

### Component parts

22.2160-*	KT425-A	Insulator
22.1028	LS425-AM	Plug



Optional colors 26 27 28

Further information, page 6



**Assembly instructions MA110**

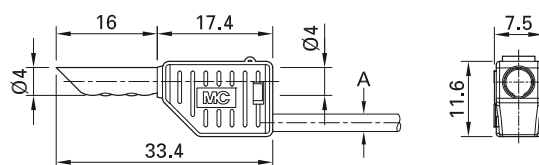
[www.staubli.com/electrical](http://www.staubli.com/electrical)



## Plug SLS4-B

Stackable, Ø 4 mm, for self-assembly of test leads. Nickel-plated and gold-plated versions available.

**Solder connection.**



Order No.	Type	Rated voltage/current	Cable (A)		*Standard colors
22.2642-*	SLS4-B	30 VAC / 19 A 60 VDC / 19 A	<div>PVC</div> <div>TPE</div> <div>SIL</div> <div>Ø 2.7 mm</div> <div>Ø 3.0 mm</div> <div>1.0 mm<sup>2</sup></div>	<div>Au</div>	<div>21</div> <div>22</div>

### Component parts

22.2060-*	KT4-B	Insulator
22.1005	LS4	Plug



Optional colors 23 24 25 29

Further information, page 6



**Assembly instructions MA111**

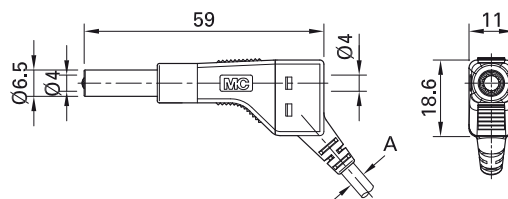
[www.staubli.com/electrical](http://www.staubli.com/electrical)



## Plug ZGL-4...

Stackable, Ø 4 mm, with spring-loaded MULTILAM for self-assembly of test leads.  
With retractable sleeve to prevent accidental touching.

**Screw connection.**



Order No.	Type	Rated voltage/current	Cable (A)		Assembly instructions		*Standard colors
64.9325-*	ZGL-410	30 VAC / 19 A	min. Ø 3.4 mm	1.0 mm <sup>2</sup>	MAH 555	Ni	20 21 22 23 24
		60 VDC / 19 A	max. Ø 3.9 mm				25 26 27 28 29
64.9326-*	ZGL-425	30 VAC / 32 A	min. Ø 3.4 mm	2.5 mm <sup>2</sup>	MAH 556	Ni	20 21 22 23 24
		60 VDC / 32 A	max. Ø 3.9 mm				25 26 27 28 29



**Assembly instructions**

**MAH555, MAH556**

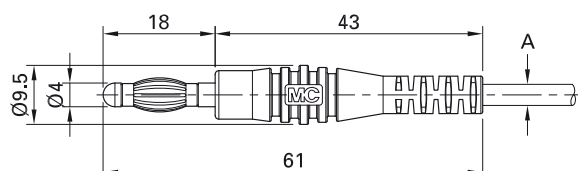
[www.staubli.com/electrical](http://www.staubli.com/electrical)



## Plug L-400

In-line, Ø 4 mm, with spring-loaded MULTILAM for self-assembly of test leads.

**Solder connection.**

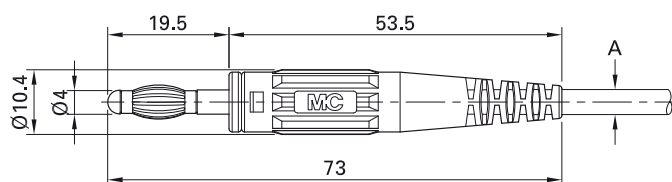


Order No.	Type	Rated voltage/current	Cable (A)		*Standard colors
64.9294-*	L-400	30 VAC / 32 A 60 VDC / 32 A	max. Ø 3.9 mm 2.5 mm <sup>2</sup>	Ni	21 22 23 24 25

## Plug L-409

In-line, Ø 4 mm, with spring-loaded MULTILAM for self-assembly of test leads.

**Screw connection.**



Order No.	Type	Rated voltage/current	Cable (A)		*Standard colors
64.9195-*	L-409	30 VAC / 32 A 60 VDC / 32 A	max. Ø 3.9 mm 2.5 mm <sup>2</sup>	Ni	21 22 23 24 25



Optional colors 26 27 29

Further information, page 6



## Plug L-41...

In-line, Ø 4 mm, with spring-loaded MULTILAM for self-assembly of test leads.  
Type L-41Q with Ø 4 mm lateral hole for additional test connection.

**Solder connection.**

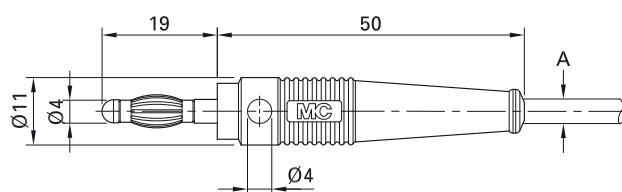
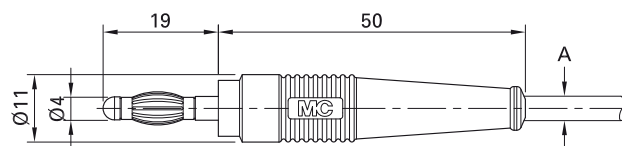
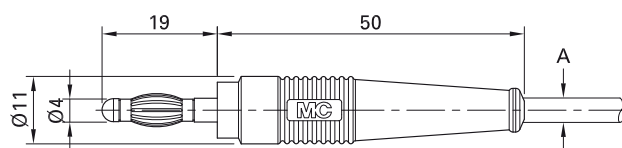
**L-41**



**L-41/A**



**L-41Q**



Order No.	Type	Rated voltage/current	Cable (A)		*Standard colors
64.9200-*	L-41	30 VAC / 32 A 60 VDC / 32 A	max. Ø 3.9 mm      2.5 mm <sup>2</sup>	Ni	21 22 23 24 25
64.1020-*	L-41/A	30 VAC / 32 A 60 VDC / 32 A	max. Ø 3.9 mm      2.5 mm <sup>2</sup>	Au	21 22 23 24 25 29
64.9199-*	L-41Q	30 VAC / 32 A 60 VDC / 32 A	max. Ø 3.9 mm      2.5 mm <sup>2</sup>	Ni	21 22 23 24 25 26 27 29



Optional colors 26 27 28

Further information, page 6



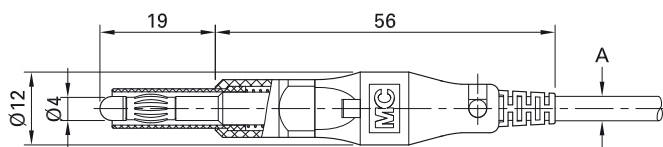
## Plug SLS425-ZL...

In-line, Ø 4 mm, with spring-loaded MULTILAM for self-assembly of test leads.  
With retractable sleeve to prevent accidental touching.

### Various types of connection:

SLS425-ZL: Solder connection

SLS425-ZL/M3: Screw connection



Order No.	Type	Rated voltage/current	Cable (A)		*Standard colors
22.2652-*	SLS425-ZL	30 VAC / 32 A 60 VDC / 32 A	<div>PVC TPE Ø 3.7 mm</div> <div>SIL Ø 3.9 mm</div> <div>2.5 mm²</div>	Ni	21 22 23 24 25
22.2653-*	SLS425-ZL/M3	30 VAC / 32 A 60 VDC / 32 A	<div>PVC TPE Ø 3.7 mm</div> <div>SIL Ø 3.9 mm</div> <div>2.5 mm²</div>	Ni	21 22 23 24 25

### Component parts

50.1138-*	KT425-ZL	Insulator
49.2030	LS425-ZL	Plug for SLS425-ZL
49.2029	LS425-ZL/M3	Plug for SLS425-ZL/M3



Assembly instructions MA130

[www.staubli.com/electrical](http://www.staubli.com/electrical)

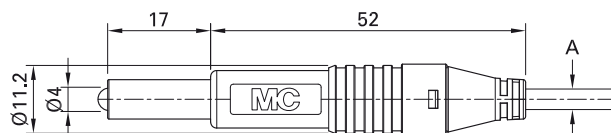


## Plug GL-438

In-line, Ø 4 mm, with spring-loaded MULTILAM for self-assembly of test leads.

With retractable sleeve to prevent accidental touching.

**Screw connection.**



Order No.	Type	Rated voltage/current	Cable (A)		*Standard colors
64.9701-*	GL-438	30 VAC / 32 A 60 VDC / 32 A	max. Ø 3.9 mm 2.5 mm <sup>2</sup>	Ni	21 22



**Assembly instructions MAH522**

[www.staubli.com/electrical](http://www.staubli.com/electrical)



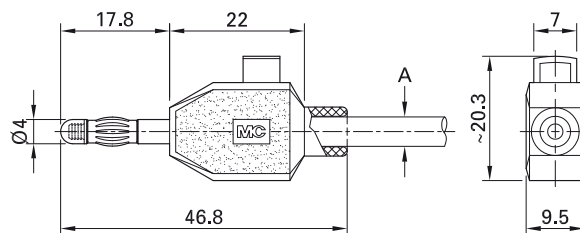
Optional colors 23 24 25 26

Further information, page 6

## Plug KLS4

Ø 4 mm, with spring-loaded MULTILAM for clamp-connecting stranded wires.

**Clamp connection.**



Order No.	Type	Rated voltage/current	Cable (A)		*Standard colors
22.3006-*	KLS4	30 VAC / 10 A 60 VDC / 10 A	max. Ø 4.8 mm max. 2.5 mm <sup>2</sup>	Ni	21 22



**User information i023**

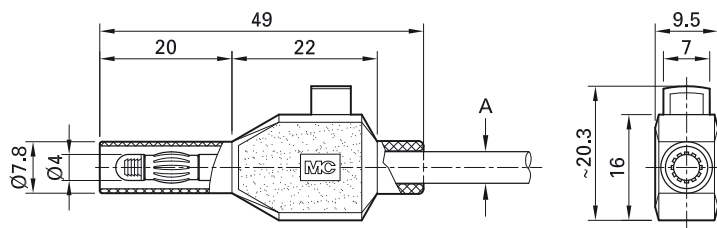

[www.staubli.com/electrical](http://www.staubli.com/electrical)



## Plug SKLS4

Ø 4 mm, with spring-loaded MULTILAM, for clamp-connecting stranded wires. With rigid insulating sleeve.

**Clamp connection.**



Order No.	Type	Rated voltage/current	Cable (A)			*Standard colors
22.3007-*	SKLS4	600 V, CAT II / 10 A <sup>1)</sup>	max. Ø 4.8 mm	max. 2.5 mm <sup>2</sup>	Ni CE	21 22

<sup>1)</sup> During installation of this clip-on plug, the terminal must not be connected to the supply.



**User information i005**

[www.staubli.com/electrical](http://www.staubli.com/electrical)

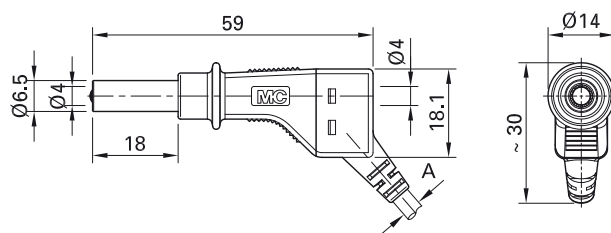


## Plug XZGL-...

Stackable, Ø 4 mm, with spring-loaded MULTILAM, for self-assembly of test leads. With retractable sleeve to prevent accidental touching. As a result of the protective collar,

the clearances and creepage distances allow test leads equipped with this plug also to be safely connected to older test instruments not yet fitted with safety sockets up to 600 V,

CAT II in accordance with the standards.  
**Screw connection.**



Order No.	Type	Rated voltage/current	Cable (A)		Assembly instructions		*Standard colors
66.9327-*	XZGL-410	600 V, CAT II / 19 A	min. Ø 3.4 mm max. Ø 3.9 mm	1.0 mm <sup>2</sup>	MAH557	Ni	20 21 22 23 24 25
66.9328-*	XZGL-425	600 V, CAT II / 32 A	min. Ø 3.4 mm max. Ø 3.9 mm	2.5 mm <sup>2</sup>	MAH558	Ni	20 21 22 23 24 25 26 27 28



Optional colors 26 27 28

Further information, page 6



**Assembly instructions MAH557, MAH558**

[www.staubli.com/electrical](http://www.staubli.com/electrical)



## Plug SLS425-SE...

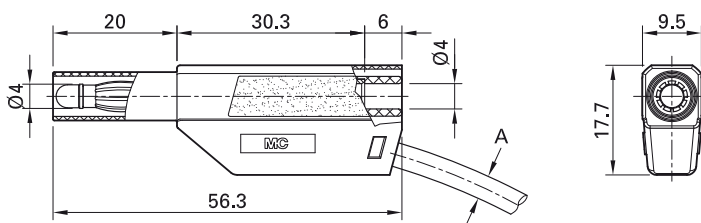

Stackable, Ø 4 mm, with spring-loaded MULTILAM, for self-assembly of test leads. With rigid insulating sleeve. Nickel-plated and gold-plated versions available.

### Various types of connection:

SLS425-SE/M: Screw connection

SLS425-SE(/N): Cylindrical soldering surface

SLS425-SE/Q(/N): Cross hole for solder connection



Order No.	Type	Rated voltage/current	Cable (A)			*Standard colors										
22.2656-*	SLS425-SE/M	1000 V, CAT II / 32 A 600 V, CAT III / 32 A	~ Ø 3.9 mm	0.75 ... 2.5 mm²	Au	<table><tr><td>20</td><td>21</td><td>22</td><td>23</td><td>24</td></tr><tr><td>25</td><td>26</td><td>27</td><td>28</td><td>29</td></tr></table>	20	21	22	23	24	25	26	27	28	29
20	21	22	23	24												
25	26	27	28	29												
22.2655-*	SLS425-SE	1000 V, CAT II / 32 A 600 V, CAT III / 32 A	~ Ø 3.9 mm	0.75 ... 2.5 mm²	Au	<table><tr><td>20</td><td>21</td><td>22</td><td>23</td><td>24</td></tr><tr><td>25</td><td>26</td><td>27</td><td>28</td><td>29</td></tr></table>	20	21	22	23	24	25	26	27	28	29
20	21	22	23	24												
25	26	27	28	29												
22.2654-*	SLS425-SE/N	1000 V, CAT II / 32 A 600 V, CAT III / 32 A	~ Ø 3.9 mm	0.75 ... 2.5 mm²	Ni	<table><tr><td>20</td><td>21</td><td>22</td><td>23</td><td>24</td></tr><tr><td>25</td><td>26</td><td>27</td><td>28</td><td>29</td></tr></table>	20	21	22	23	24	25	26	27	28	29
20	21	22	23	24												
25	26	27	28	29												
22.2658-*	SLS425-SE/Q	1000 V, CAT II / 32 A 600 V, CAT III / 32 A	~ Ø 3.9 mm	0.75 ... 2.5 mm²	Au	<table><tr><td>20</td><td>21</td><td>22</td><td>23</td><td>24</td></tr><tr><td>25</td><td>26</td><td>27</td><td>28</td><td>29</td></tr></table>	20	21	22	23	24	25	26	27	28	29
20	21	22	23	24												
25	26	27	28	29												
22.2657-*	SLS425-SE/Q/N	1000 V, CAT II / 32 A 600 V, CAT III / 32 A	~ Ø 3.9 mm	0.75 ... 2.5 mm²	Ni	<table><tr><td>20</td><td>21</td><td>22</td><td>23</td><td>24</td></tr><tr><td>25</td><td>26</td><td>27</td><td>28</td><td>29</td></tr></table>	20	21	22	23	24	25	26	27	28	29
20	21	22	23	24												
25	26	27	28	29												

### Component parts

22.2380-*	KT425-SE	Insulator (*Colors see: SLS425-SE/M)
22.1027	LS425-SE/M	Plug suitable for: SLS425-SE/M
22.1047	LS425-SE	Plug suitable for: SLS425-SE
22.1048	LS425-SE/N	Plug suitable for: SLS425-SE/N
22.1203	LS425-SE/Q	Plug suitable for: SLS425-SE/Q
22.1204	LS425-SE/Q/N	Plug suitable for: SLS425-SE/Q/N



### Assembly instructions MA161

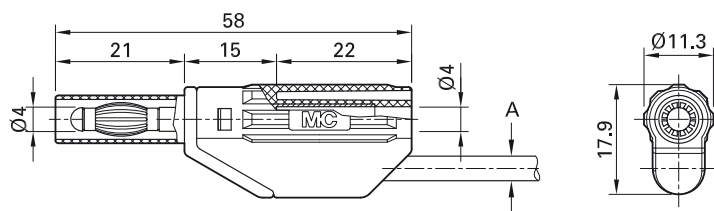

[www.staubli.com/electrical](http://www.staubli.com/electrical)



## Plug XL-446

Stackable, Ø 4 mm, with spring-loaded MULTILAM, for self-assembly of test leads.  
With rigid insulating sleeve.

**Screw connection.**



Order No.	Type	Rated voltage/current	Cable (A)		*Standard colors
66.9706-*	XL-446	600 V, CAT II / 32 A	max. Ø 3.9 mm    max. 2.5 mm <sup>2</sup>	Ni	21 22 23 24



**Assembly instructions MAH501**

[www.staubli.com/electrical](http://www.staubli.com/electrical)



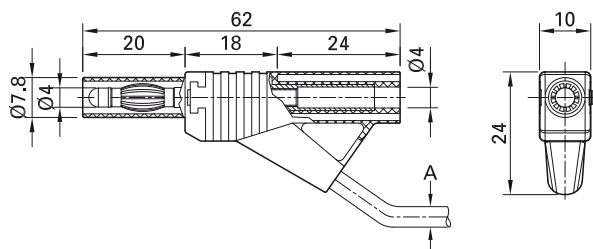
Optional colors 20 25 26 27 29

Further information, page 6

## Plug XL-459/30

Stackable, Ø 4 mm, with spring-loaded MULTILAM, for self-assembly of test leads.  
With rigid insulating sleeve. With 30° cable outlet.

**Screw connection.**



Order No.	Type	Rated voltage/current	Cable (A)		*Standard colors
66.9649-*	XL-459/30	1000 V, CAT II / 32 A 600 V, CAT III / 32 A	max. Ø 3.9 mm    max. 2.5 mm <sup>2</sup>	Ni	21 22 23 24 25



**Assembly instructions MAH502**

[www.staubli.com/electrical](http://www.staubli.com/electrical)



Optional colors 26 27 29

Further information, page 6



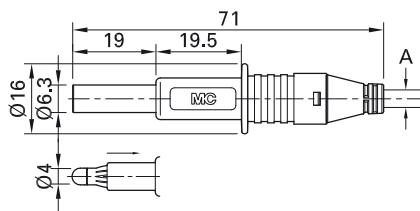
## Plug X-GL-438

In-line, Ø 4 mm, with spring-loaded MULTILAM, for self-assembly of test leads. With retractable sleeve to prevent accidental touching. As a result of the protective col-

lar, the clearances and creepage distances allow test leads equipped with this plug also to be safely connected to older test instruments not yet fitted with safety sockets

up to 600 V, CAT II in accordance with the standards.

**Screw connection.**



Order No.	Type	Rated voltage/current	Cable (A)		*Standard colors
66.9584-*	X-GL-438	600 V, CAT II / 32 A	max. Ø 3.9 mm    max. 2.5 mm <sup>2</sup>	Ni	21 22 23



Assembly instructions MAH547

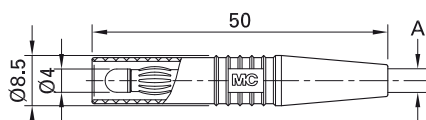
[www.staubli.com/electrical](http://www.staubli.com/electrical)

## Plug SLS425-SL...

In-line, Ø 4 mm, with spring-loaded MULTILAM, for self-assembly of test leads.

With rigid insulating sleeve. Nickel-plated and gold-plated versions available.

**Solder connection.**



Order No.	Type	Rated voltage/current	Cable (A)		*Standard colors
22.2663-*	SLS425-SL	1000 V, CAT II / 32 A	max. Ø 4.1 mm    2.5 mm <sup>2</sup>	Au	21 22 23
22.2665-*	SLS425-SL/N	1000 V, CAT II / 32 A	max. Ø 4.1 mm    2.5 mm <sup>2</sup>	Ni	21 22 23

### Component parts

22.2260-*	KT425-SL	Insulator (*Colors see SLS425-SL)
22.1025	LS425-SL	Plug suitable for: SLS425-SL
22.1032	LS425-SL/N	Plug suitable for: SLS425-SL/N



Assembly instructions MA106

[www.staubli.com/electrical](http://www.staubli.com/electrical)

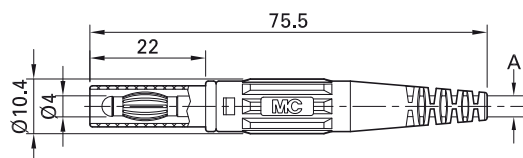


## Plug XL-410

In-line, Ø 4 mm, with spring-loaded MULTILAM, for self-assembly of test leads.

With rigid insulating sleeve.

**Screw connection.**



Order No.	Type	Rated voltage/current	Cable (A)		*Standard colors
66.9196-*	XL-410	1000 V, CAT II / 32 A 600 V, CAT III / 32 A	max. Ø 3.9 mm      max. 2.5 mm <sup>2</sup>	<div>Ni</div>	<div><div>21</div><div>22</div><div>23</div><div>24</div><div>25</div><div>26</div><div>27</div><div>29</div></div>



Assembly instructions MAH503

[www.staubli.com/electrical](http://www.staubli.com/electrical)



Optional colors 20

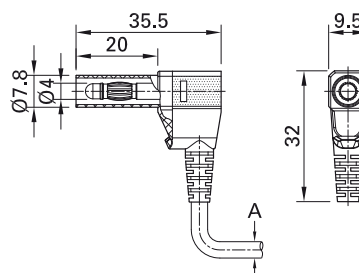
Further information, page 6

## Plug SLS425-SW...

Right-angled, Ø 4 mm, with spring-loaded MULTILAM, for self-assembly of test leads.  
With rigid insulating sleeve. Nickel-plat-

ed and gold-plated versions available.

**Solder connection.**



Order No.	Type	Rated voltage/current	Cable (A)			*Standard colors
22.2667-*	SLS425-SW	500 V, CAT II / 32 A	max. 3.9 mm	max. 2.5 mm <sup>2</sup>	<div>Ni</div>	<div><div>20</div><div>21</div><div>22</div><div>23</div><div>24</div><div>25</div><div>26</div></div>
22.2668-*	SLS425-SW/A	500 V, CAT II / 32 A	max. 3.9 mm	max. 2.5 mm <sup>2</sup>	<div>Au</div>	<div><div>21</div><div>22</div></div>

### Component parts

22.2370-*	KT425-SW	Insulator (*Standard colors see SLS425-SW)
22.1042	LS425-SW	Plug suitable for: SLS425-SW
22.1045	LS425-SW/A	Plug suitable for: SLS425-SW/A



Assembly instructions MA107

[www.staubli.com/electrical](http://www.staubli.com/electrical)



Optional colors 20 23 24 25 26

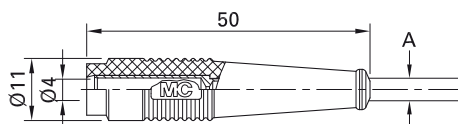
Further information, page 6



## Socket K-41...

Ø 4 mm rigid, for self-assembly of test leads.

**Solder connection.**



Order No.	Type	Rated voltage/current	Cable (A)		*Standard colors
64.9201-*	K-41	30 VAC / 32 A 60 VDC / 32 A	max. Ø 3.9 mm      2.5 mm <sup>2</sup>	Ni	<div> <div>21</div> <div>22</div> <div>23</div> <div>24</div> <div>25</div> <div>26</div> <div>27</div> <div>29</div> </div>
64.1021-*	K-41/A	30 VAC / 32 A 60 VDC / 32 A	max. Ø 3.9 mm      2.5 mm <sup>2</sup>	Au	<div> <div>21</div> <div>22</div> </div>



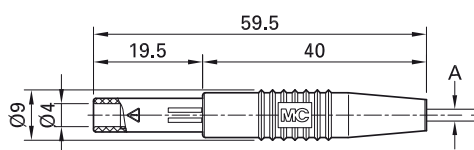
Optional colors 23 24 25 26 27 29

Further information, page 6

## Socket SLS410-BK

In-line, rigid, Ø 4 mm, accepting spring-loaded Ø 4 mm plugs with rigid insulating sleeve, for self-assembly of test leads.

**Solder connection.**



Order No.	Type	Rated voltage/current	Cable (A)		*Standard colors
22.2672-*	SLS410-BK	300 V, CAT II / 19 A	Ø 2.9 mm      1.0 mm <sup>2</sup>	Au	<div> <div>21</div> <div>22</div> </div>

### Component parts

22.2250-*	KT410-BK	Insulator (*Colors see SLS410-BK)
22.1037	LS410-BK-I	Socket suitable for: SLS410-BK



Assembly instructions MA129

[www.staubli.com/electrical](http://www.staubli.com/electrical)



User information i200

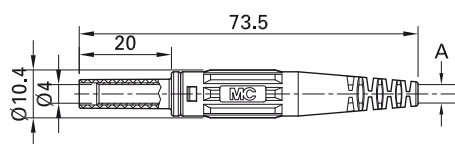
[www.staubli.com/electrical](http://www.staubli.com/electrical)



## Socket XK-410

In-line, rigid, Ø 4 mm, accepting spring-loaded Ø 4 mm plugs with rigid insulating sleeve, for self-assembly of test leads.

**Screw connection.**



Order No.	Type	Rated voltage/current	Cable (A)			*Standard colors
66.9155-*	XK-410	1000 V, CAT II / 32 A 600 V, CAT III / 32 A	max. Ø 3.9 mm	max. 2.5 mm <sup>2</sup>	Ni	<div> <div>21</div> <div>22</div> <div>23</div> <div>24</div> <div>25</div> <div>26</div> </div>



Optional colors 20 29

Further information, page 6



**Assembly instructions MAH548**

[www.staubli.com/electrical](http://www.staubli.com/electrical)



# Solder-in / press-in / built-in socket

## Press-in socket LB4...

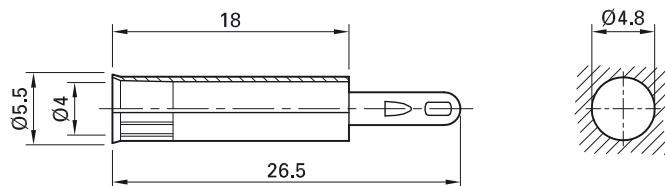
Uninsulated, Ø 4 mm, rigid, made of rolled brass sheet. The socket is pressed into predrilled plastic panels or soldered into

printed circuit boards. Nickel-plated and gold-plated versions available.

**Solder connection.**

LB4

LB4N



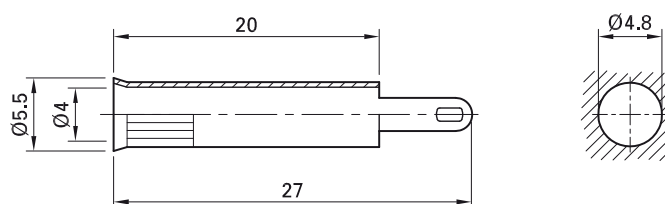

Order No.	Type	Rated voltage/current		
23.1003	LB4	30 VAC / 25 A 60 VDC / 25 A	Au	
23.5326	LB4N	30 VAC / 25 A 60 VDC / 25 A	Ni	

## Press-in socket LB4-A

Uninsulated, Ø 4 mm, rigid, made of punched brass tubing. The socket is pressed into pre-

drilled plastic panels or soldered into printed circuit boards.

**Solder connection.**



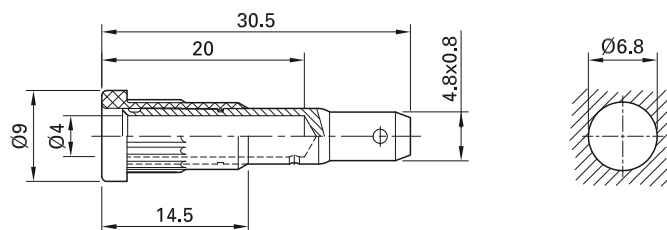

Order No.	Type	Rated voltage/current		
23.1004	LB4-A	30 VAC / 25 A 60 VDC / 25 A	Au	



## Press-in socket EB4

Insulated, Ø 4 mm, rigid. Machined brass.  
The socket is pressed into predrilled panels of plastic, metal etc.

**Flat connecting tab 4.8 mm x 0.8 mm.**



Order No.	Type	Rated voltage/current		*Standard colors										
23.1013-*	EB4	30 VAC / 25 A 60 VDC / 25 A	Au	<table border="1"> <tr> <td>20</td><td>21</td><td>22</td><td>23</td><td>24</td></tr> <tr> <td>25</td><td>26</td><td>27</td><td>28</td><td>29</td></tr> </table>	20	21	22	23	24	25	26	27	28	29
20	21	22	23	24										
25	26	27	28	29										

### Component parts

23.5013-*	I-EB4	Insulator
23.5012	B-EB4	Socket



**Press-in tool MB4, page 171**

**Flat connecting receptacle FSH4,8x0,8, page 170**



**Assembly instructions MA103**

[www.staubli.com/electrical](http://www.staubli.com/electrical)



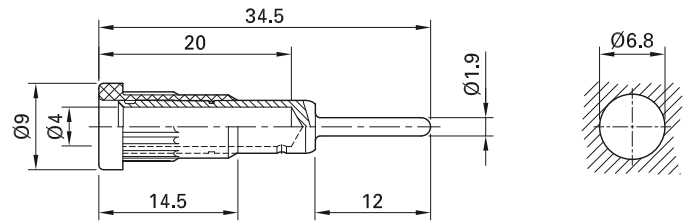
## Press-in socket EB4-A...

Insulated, Ø 4 mm, rigid. Machined brass.  
The socket is pressed into predrilled panels of plastic, metal etc. Nickel-plated and gold-plated versions available.

**Round connecting pin Ø 1.9 mm.**

**EB4-A**

**EB4-A/N**



Order No.	Type	Rated voltage/current		*Standard colors										
<b>23.1014-*</b>	EB4-A	30 VAC / 25 A 60 VDC / 25 A	<b>Au</b>	<table border="1"> <tr> <td>20</td><td>21</td><td>22</td><td>23</td><td>24</td></tr> <tr> <td>25</td><td>26</td><td>27</td><td>28</td><td>29</td></tr> </table>	20	21	22	23	24	25	26	27	28	29
20	21	22	23	24										
25	26	27	28	29										
<b>49.7077-*</b>	EB4-A/N	30 VAC / 25 A 60 VDC / 25 A	<b>Ni</b>	<table border="1"> <tr> <td>21</td><td>22</td><td>23</td><td>24</td><td>25</td></tr> <tr> <td>26</td><td>27</td><td>28</td><td>29</td><td></td></tr> </table>	21	22	23	24	25	26	27	28	29	
21	22	23	24	25										
26	27	28	29											

### Component parts

<b>23.5013-*</b>	I-EB4	Insulator
<b>23.5014</b>	B-EB4-A	Socket for EB4-A
<b>23.5025</b>	B-EB4-A/N	Socket for EB4-A/N



Optional colors **20**

Further information, page 6



**Press-in tool MB4, page 171**



**Assembly instructions MA103**

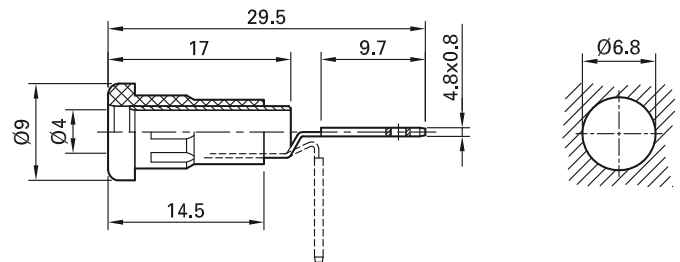

[www.staubli.com/electrical](http://www.staubli.com/electrical)



## Press-in socket EB4-B

Insulated, Ø 4 mm, rigid. Brass sheet, punched and rolled. The socket is pressed into predrilled panels of plastic, metal etc.

**Flat connecting tab 4.8 mm x 0.8 mm**, can be bent to 90°, once only.



Order No.	Type	Rated voltage/current		*Standard colors										
23.1015-*	EB4-B	30 VAC / 25 A 60 VDC / 25 A	Ni	<table border="1"> <tr> <td>20</td><td>21</td><td>22</td><td>23</td><td>24</td></tr> <tr> <td>25</td><td>26</td><td>27</td><td>28</td><td>29</td></tr> </table>	20	21	22	23	24	25	26	27	28	29
20	21	22	23	24										
25	26	27	28	29										

### Component parts

23.5019-*	I-EB4-B	Insulator
23.5026	B-EB4-B	Socket



Press-in tool MB4, page 171

Flat connecting FSH4,8x0,8, page 170



Assembly instructions MA103

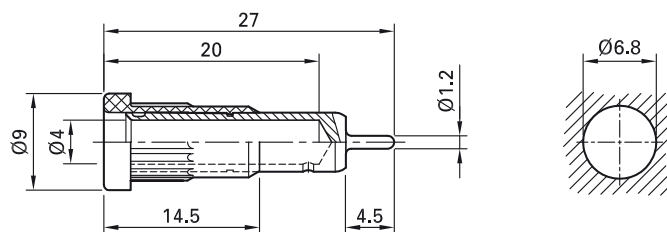

[www.staubli.com/electrical](http://www.staubli.com/electrical)



## Press-in socket EB4-C

Insulated, Ø 4 mm, rigid. Machined brass.  
The socket is pressed into predrilled panels  
of plastic, metal etc.

**Round connecting pin Ø 1.2 mm.**



Order No.	Type	Rated voltage/current		*Standard colors										
23.1016-*	EB4-C	30 VAC / 25 A 60 VDC / 25 A	Au	<table border="1"> <tr> <td>20</td><td>21</td><td>22</td><td>23</td><td>24</td></tr> <tr> <td>25</td><td>26</td><td>27</td><td>28</td><td>29</td></tr> </table>	20	21	22	23	24	25	26	27	28	29
20	21	22	23	24										
25	26	27	28	29										

### Component parts

23.5013-*	I-EB4	Insulator
23.5308	B-EB4-C	Socket



Press-in tool MB4, page 171



Assembly instructions MA103

[www.staubli.com/electrical](http://www.staubli.com/electrical)



## Earth socket LB4-R...

Uninsulated, Ø 4 mm, rigid. Machined brass.  
The sockets can be screw-mounted in pre-

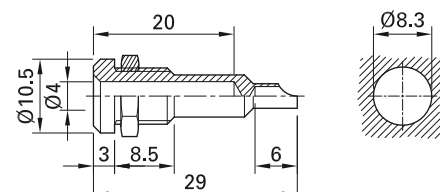

drilled panels.

**Solder connection.**

**LB4-R**



**LB4-R/A**



Order No.	Type	Rated voltage/current		
23.0090	LB4-R	30 VAC / 40 A 60 VDC / 40 A	Ni	
23.0470	LB4-R/A	30 VAC / 40 A 60 VDC / 40 A	Au	

### Component parts

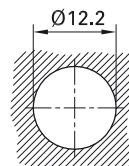
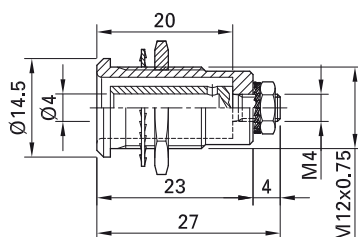
23.5044	B-LB4-R	Socket without nut for LB4-R
23.5339	B-LB4-R/A	Socket without nut for LB4-R/A
Page 166	MU/M8x0,5	Hexagonal Nuts
Page 167	SP4	Washer

## Earth socket MSLB4-G

Uninsulated, Ø 4 mm, rigid, accepting  
spring-loaded Ø 4 mm plugs with rigid insu-

lating sleeve. Machined brass. The socket can  
directly be mounted in predrilled metal panels.

**Connection: Threaded bolt M4.**



Order No.	Type	Rated voltage/current		
23.3090	MSLB4-G	30 VAC / 32 A 60 VDC / 32 A	Ni	

### Supplied assembly material

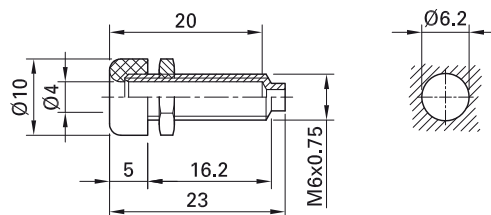
Page 166	MU/M12x0,75	Hexagonal Nuts
Page 166	MU0,5D/M4N	Hexagonal Nuts
Page 166	MU/M8x0,5	Hexagonal Nuts
Page 167	SP4	Washer
Page 168	FS/M12	Spring Washers
Page 168	FS/M4	Spring Washers



## Panel-mount socket LB4-R/I

Insulated, Ø 4 mm, rigid. Machined brass.  
The socket can be screw-mounted in pre-drilled panels.

**Solder connection.**



Order No.	Type	Rated voltage/current		*Standard colors
49.7068-*	LB4-R/I	30 VAC / 20 A 60 VDC / 20 A	Ni	21 22

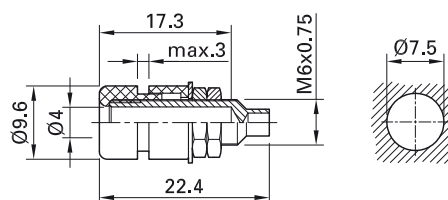
### Component parts

49.7090-*	BI-LB4-R/I	Socket without nut
Page 166	MUE/M6x0,75	Hexagonal Nuts

## Panel-mount socket EBI-40

Insulated, Ø 4 mm, rigid. Machined brass.  
The socket can be screw-mounted in pre-drilled panels.

**Threaded bolt M6x0.75 and solder connection.**



Order No.	Type	Rated voltage/current		*Standard colors
69.8321-*	EBI-40	30 VAC / 20 A 60 VDC / 20 A	Ni	21 22 23



Optional colors 24 25 29

Further information, page 6

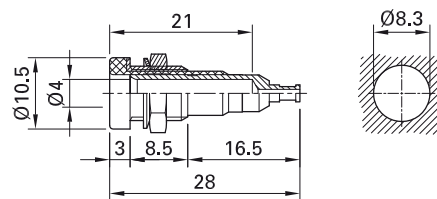


## Panel-mount socket LB-I4R

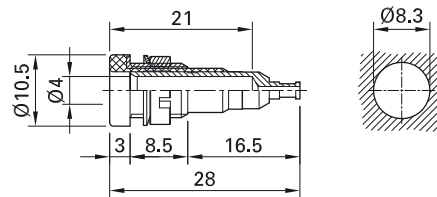
Insulated, Ø 4 mm, rigid. Machined brass. Metal thread jacket on the insulation. The socket can be screw-mounted in predrilled panels. Available with hexagonal or round nut.

**Solder connection.**

### LB-I4R



### LB-I4R



Order No.	Type	Rated voltage/current	Nut		*Standard colors
23.0110-*	LB-I4R	30 VAC / 25 A 60 VDC / 25 A	Hexagonal nut	Opt	<div>20 21 22 23 24</div> <div>25 26 27 28 29</div>
23.0100-*	LB-I4R	30 VAC / 25 A 60 VDC / 25 A	Round nut	Opt	<div>21 22</div>

### Component parts

23.6111-*	BI-LB-I4R	Socket without nut
Page 166	MU/M8x0,5	Hexagonal Nuts
Page 167	MUR/M8x0,5	Round Nut
Page 167	SP4	Washer



Optional colors 20 23 24 25 26 27 28 29

Optional lengths on demand

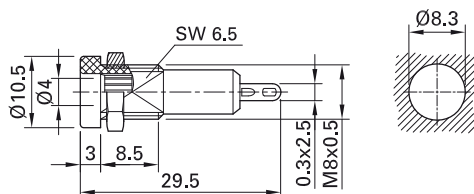
Further information, page 6



## Panel-mount socket LB-I4R-B

Insulated, Ø 4 mm, rigid. Rolled brass sheet.  
The socket can be screw-mounted in pre-drilled panels.

**Solder connection.**



Order No.	Type	Rated voltage/current		*Standard colors
23.0450-*	LB-I4R-B	30 VAC / 25 A 60 VDC / 25 A	Ni	21 22 23 24 25 29

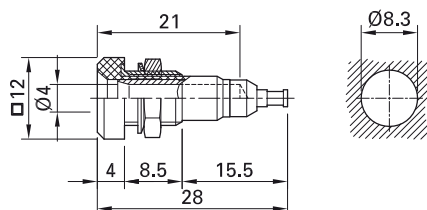

### Component parts

23.8111-*	BI-LB-I4R-B	Socket without nut
Page 166	MU/M8x0,5	Hexagonal Nuts

## Panel-mount socket LB-I4Q

Insulated, Ø 4 mm, rigid. Machined brass.  
Metal thread jacket on the insulation. The socket can be screw-mounted in predrilled panels.

**Solder connection.**



Optional colors 23 24 25 26 29

Further information, page 6

Order No.	Type	Rated voltage/current		*Standard colors
23.0120-*	LB-I4Q	30 VAC / 25 A 60 VDC / 25 A	Opt	21 22

### Component parts

23.6222-*	BI-LB-I4Q	Socket without nut
Page 166	MU/M8x0,5	Hexagonal Nuts
Page 167	SP4	Washer

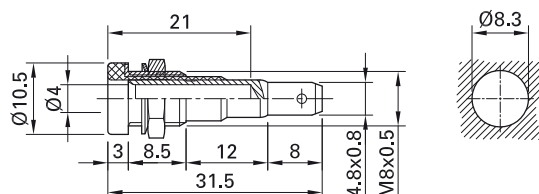



## Panel-mount socket LB-I4R-A

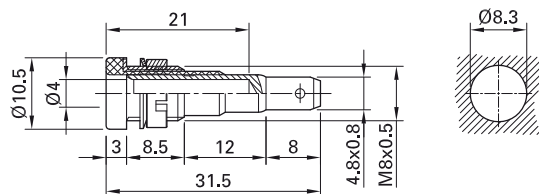
Insulated, Ø 4 mm, rigid. Machined brass.  
Metal thread jacket on the insulation. The socket can be screw-mounted in predrilled panels. Available with hexagonal nut.

**Flat connecting tab 4.8 mm x 0.8 mm.**

### LB-I4R-A



### LB-I4R-A



Order No.	Type	Rated voltage/current	Nut		*Standard colors										
23.0190-*	LB-I4R-A	30 VAC / 25 A 60 VDC / 25 A	Hexagonal nut	Au	<table><tr><td>20</td><td>21</td><td>22</td><td>23</td><td>24</td></tr><tr><td>25</td><td>26</td><td>27</td><td>28</td><td>29</td></tr></table>	20	21	22	23	24	25	26	27	28	29
20	21	22	23	24											
25	26	27	28	29											
23.0180-*	LB-I4R-A	30 VAC / 25 A 60 VDC / 25 A	Round Nut	Au	<table><tr><td>21</td><td>22</td></tr></table>	21	22								
21	22														

### Component parts

23.6333-*	BI-LB-I4R-A	Socket without nut
Page 166	MU/M8x0,5	Hexagonal Nuts
Page 167	MUR/M8x0,5	Round Nut
Page 167	SP4	Washer



Optional colors 20 23 24 25 26 27 28 29

Further information, page 6



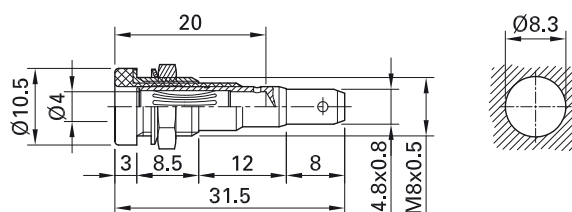
**Flat connecting FSH4,8x0,8, page 170**



## Panel-mount socket LB-IF4R-A

Insulated, Ø 4 mm, with spring-loaded MULTILAM. Machined brass. Metal thread jacket on the insulation. The socket can be screw-mounted in predrilled panels.

**Flat connecting tab 4.8 mm x 0.8 mm.**



Order No.	Type	Rated voltage/current		*Standard colors
23.0210-*	LB-IF4R-A	30 VAC / 25 A 60 VDC / 25 A	Opt	21 22

### Component parts

23.6666-*	BI-LB-IF4R-A	Socket without nut
Page 166	MU/M8x0,5	Hexagonal Nuts
Page 167	SP4	Washer



Optional colors 20 23 24 25 26 27 28 29

Further information, page 6



**Flat connecting FSH4,8x0,8, page 170**

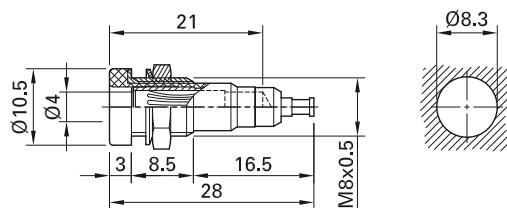


## Panel-mount socket LB-IF4R

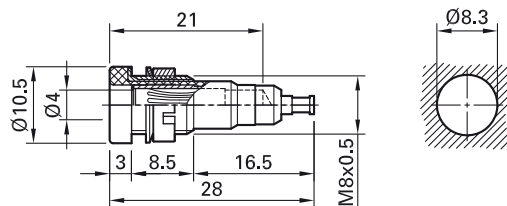
Insulated, Ø 4 mm, with spring-loaded MULTILAM. Machined brass. Metal thread jacket on the insulation. The socket can be screw-mounted in predrilled panels. Available with hexagonal or round nut.

**Solder connection.**

### LB-IF4R



### LB-IF4R



Order No.	Type	Rated voltage/current	Nut		*Standard colors
23.0140-*	LB-IF4R	30 VAC / 25 A 60 VDC / 25 A	Hexagonal nut	Opt	21 22 23
23.0130-*	LB-IF4R	30 VAC / 25 A 60 VDC / 25 A	Round Nut	Opt	21 22

### Component parts

23.6444-*	BI-LB-IF4R	Socket without nut
Page 166	MU/M8x0,5	Hexagonal Nuts
Page 167	MUR/M8x0,5	Round Nut
Page 167	SP4	Washer



Optional colors 20 23 24 25 26 27 28 29

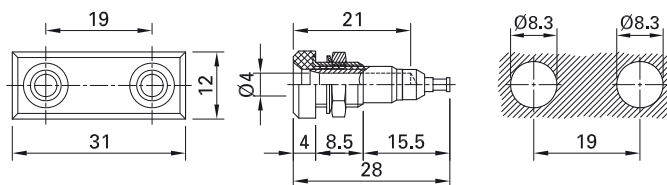
Further information, page 6



## Panel-mount socket LB-I4/2P

Insulated, Ø 4 mm, rigid. Machined brass.  
The socket can be screw-mounted in pre-drilled panels.

**Solder connection.**



Order No.	Type	Rated voltage/current		*Standard colors
23.2000-*	LB-I4/2P	30 VAC / 25 A 60 VDC / 25 A	Opt	21 22

### Component parts

23.6777-*	BI-LB-I4/2P	Socket without nut
Page 166	2 × MU/M8x0,5	Hexagonal Nuts
Page 167	2 × SP4	Washer



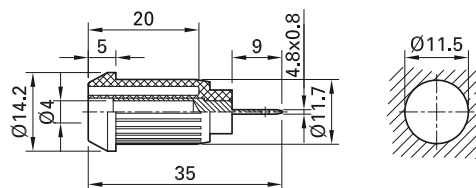
## Press-in socket XEP-...

Insulated, rigid, Ø 4 mm, accepting spring-loaded Ø 4 mm plugs with rigid insulating sleeve. The socket is pressed into

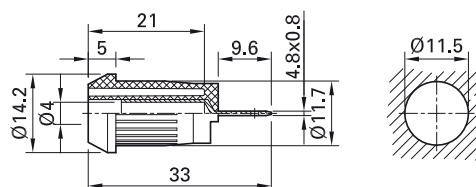
pre-drilled panels of plastic, metal, etc.

**Various metal parts / connections.**

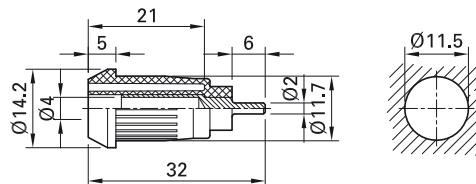
### XEP-F






### XEP-FS



### XEP-S



Order No.	Type	Rated voltage/current	Connection		*Standard colors
66.9682-*	XEP-F	1000 V, CAT III / 20 A	Machined brass / Flat connecting tab 4.8 mm x 0.8 mm	Ni c  us	21 22 24
66.9685-*	XEP-FS	1000 V, CAT III / 20 A	Brass sheet, rolled / Flat connecting tab 4.8 mm x 0.8 mm	Ni c  us	21 22
66.9681-*	XEP-S	1000 V, CAT III / 20 A	Machined brass / Solder pin Ø 2.0 mm	Ni c  us	21 22



Optional colors 20 23 24 25 26 27 29

Further information, page 6



Flat connecting receptacles FSH4,8x0,8, page 170

Press-in tool MB4-S, page 171



Assembly instructions MAH505

[www.staubli.com/electrical](http://www.staubli.com/electrical)



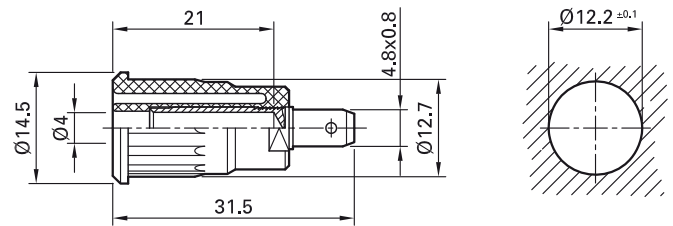
## Press-in socket SEB4-F...

Insulated, rigid, Ø 4 mm, accepting spring-loaded Ø 4 mm plugs with rigid insulating sleeve. Machined brass. The socket

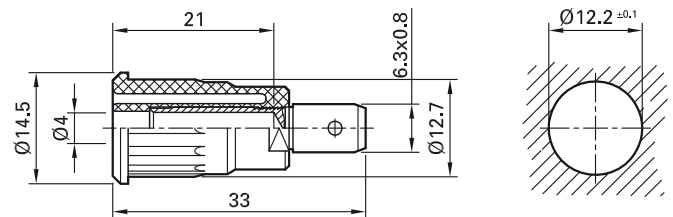
is pressed into pre-drilled panels of plastic, metal, etc.









**Connection: Flat connecting tab.**

### SEB4-F...



### SEB4-F6,3...



Order No.	Type	Rated voltage/current	Connection		*Standard colors										
23.3120-*	SEB4-F	1000 V, CAT III / 24 A	Flat connecting tab 4.8 mm × 0.8 mm	 c  US	<table><tr><td>20</td><td>21</td><td>22</td><td>23</td><td>24</td></tr><tr><td>25</td><td>27</td><td>28</td><td></td><td></td></tr></table>	20	21	22	23	24	25	27	28		
20	21	22	23	24											
25	27	28													
49.7079-*	SEB4-F/N	1000 V, CAT III / 24 A	Flat connecting tab 4.8 mm × 0.8 mm	 c  US	<table><tr><td>20</td><td>21</td><td>22</td><td>23</td><td>24</td></tr><tr><td>25</td><td>27</td><td>28</td><td>29</td><td></td></tr></table>	20	21	22	23	24	25	27	28	29	
20	21	22	23	24											
25	27	28	29												
23.3150-*	SEB4-F6,3	1000 V, CAT III / 32 A	Flat connecting tab 6.3 mm × 0.8 mm	 c  US	<table><tr><td>20</td><td>21</td><td>22</td><td>23</td><td>24</td></tr><tr><td>25</td><td>27</td><td>28</td><td></td><td></td></tr></table>	20	21	22	23	24	25	27	28		
20	21	22	23	24											
25	27	28													
49.7073-*	SEB4-F6,3/N	1000 V, CAT III / 32 A	Flat connecting tab 6.3 mm × 0.8 mm	 c  US	<table><tr><td>20</td><td>21</td><td>22</td><td>23</td><td>24</td></tr><tr><td>25</td><td>27</td><td>28</td><td>29</td><td></td></tr></table>	20	21	22	23	24	25	27	28	29	
20	21	22	23	24											
25	27	28	29												



Optional colors <sup>29</sup>

Further information, page 6



**Flat connecting receptacles FSH...,**  
page 170

**Press-in tool MB4-S,** page 171



**Assembly instructions MA104**

[www.staubli.com/electrical](http://www.staubli.com/electrical)

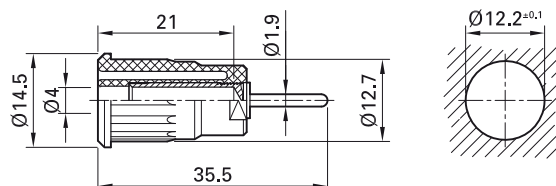


## Press-in socket SEB4-...

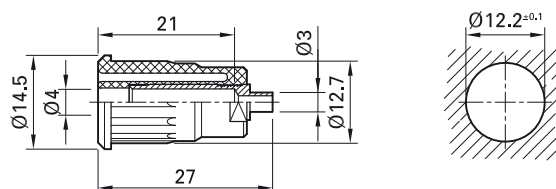
Insulated, rigid, Ø 4 mm, accepting spring-loaded Ø 4 mm plugs with rigid in-

sulating sleeve. Machined brass. The socket is pressed into pre-drilled panels of plastic, metal, etc. **Connection: Various.**

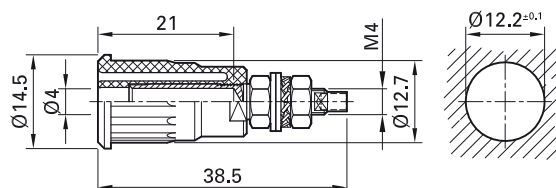
### SEB4-R...








### SEB4-E



### SEB4-G...



Order No.	Type	Rated voltage/current	Connection		*Standard colors										
23.3130-*	SEB4-R	1000 V, CAT III / 24 A	Round connecting pin Ø 1.9 mm		<table><tr><td>20</td><td>21</td><td>22</td><td>23</td><td>24</td></tr><tr><td>25</td><td>27</td><td>28</td><td>29</td><td></td></tr></table>	20	21	22	23	24	25	27	28	29	
20	21	22	23	24											
25	27	28	29												
49.7080-*	SEB4-R/N	1000 V, CAT III / 24 A	Round connecting pin Ø 1.9 mm		<table><tr><td>20</td><td>21</td><td>22</td><td>23</td><td>24</td></tr><tr><td>25</td><td>27</td><td>28</td><td></td><td></td></tr></table>	20	21	22	23	24	25	27	28		
20	21	22	23	24											
25	27	28													
49.7091-*	SEB4-E	1000 V, CAT III / 24 A	Solder connection		<table><tr><td>20</td><td>21</td><td>22</td><td>23</td><td>24</td></tr><tr><td>25</td><td>27</td><td>28</td><td>29</td><td></td></tr></table>	20	21	22	23	24	25	27	28	29	
20	21	22	23	24											
25	27	28	29												
23.3140-*	SEB4-G	1000 V, CAT III / 24 A	Threaded bolt M4 and soldering hole		<table><tr><td>20</td><td>21</td><td>22</td><td>23</td><td>24</td></tr><tr><td>25</td><td>27</td><td>28</td><td>29</td><td></td></tr></table>	20	21	22	23	24	25	27	28	29	
20	21	22	23	24											
25	27	28	29												
49.7092-*	SEB4-G/N-X	1000 V, CAT III / 24 A	Threaded bolt M4 and soldering hole		<table><tr><td>20</td><td>21</td><td>22</td><td>23</td><td>24</td></tr><tr><td>25</td><td>29</td><td></td><td></td><td></td></tr></table>	20	21	22	23	24	25	29			
20	21	22	23	24											
25	29														

### Supplied assembly material

Page 166	MU0,8D/M4	2 hexagon nuts for	SEB4-G
Page 167	U/M4	2 washers for	SEB4-G
Page 168	FS/M4	Spring washer for	SEB4-G



Assembly instructions MA104

[www.staubli.com/electrical](http://www.staubli.com/electrical)



Press-in tool MB4-S, page 171



Optional colors 27 28 29

Further information, page 6

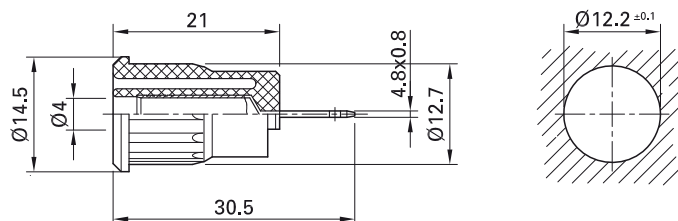


## Press-in socket SEB4-F/A

Insulated, rigid, Ø 4 mm, accepting spring-loaded Ø 4 mm plugs with rigid insulating sleeve. Brass sheet. The socket is

pressed into pre-drilled panels of plastic, metal, etc.

**Connection: Flat connecting tab 4.8 mm × 0.8 mm**, can be bent to 90°, once only.



Order No.	Type	Rated voltage/current		*Standard colors										
23.3160-*	SEB4-F/A	1000 V, CAT III / 24 A	Ni c  US	<table border="1"> <tr> <td>20</td><td>21</td><td>22</td><td>23</td><td>24</td></tr> <tr> <td>25</td><td>27</td><td>28</td><td>29</td><td></td></tr> </table>	20	21	22	23	24	25	27	28	29	
20	21	22	23	24										
25	27	28	29											



Assembly instructions MA104

[www.staubli.com/electrical](http://www.staubli.com/electrical)



Flat connecting receptacles FSH4,8x0,8,  
page 170

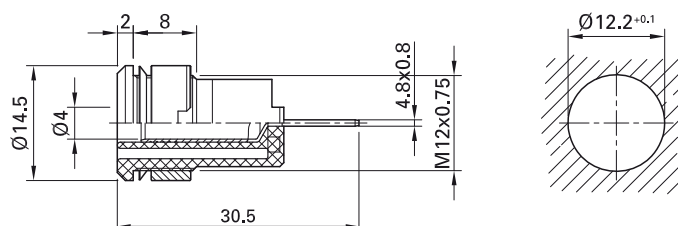
Press-in tool MB4-S, page 171

## Panel-mount socket SLB4-F/A

Insulated, rigid, Ø 4 mm, accepting spring-loaded Ø 4 mm plugs with rigid insulating sleeve. Brass sheet. The socket is

screwed into pre-drilled panels of plastic, metal, etc.

**Connection: Flat connecting tab 4.8 mm × 0.8 mm**, can be bent to 90°, once only.



Order No.	Type	Rated voltage/current		*Standard colors										
23.3070-*	SLB4-F/A	1000 V, CAT III / 24 A	Ni c  US	<table border="1"> <tr> <td>20</td><td>21</td><td>22</td><td>23</td><td>24</td></tr> <tr> <td>25</td><td>26</td><td>27</td><td>28</td><td>29</td></tr> </table>	20	21	22	23	24	25	26	27	28	29
20	21	22	23	24										
25	26	27	28	29										

### Supplied assembly material

Page 167	MUR/M12x0,75	Round nut
Page 167	SSP4	Washer



Assembly instructions MA152

[www.staubli.com/electrical](http://www.staubli.com/electrical)



Flat connecting receptacles FSH4,8x0,8,  
page 170

Tube spanners SS2, SS425, page 170

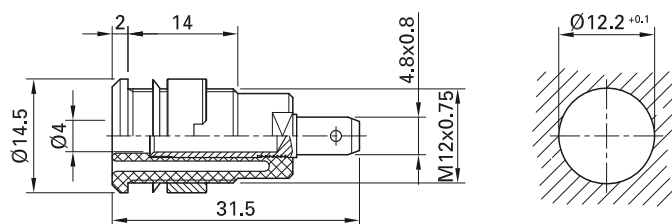



## Panel-mount socket SLB4-F...

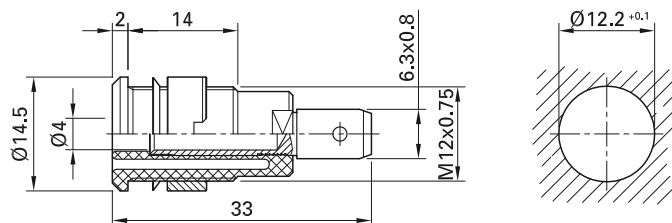
Insulated, rigid, Ø 4 mm, accepting spring-loaded Ø 4 mm plugs with rigid insulating sleeve. Machined brass. The socket









is screwed into pre-drilled panels of plastic, metal, etc. **Connection: Flat connecting tab.**

### SLB4-F...



### SLB4-F6,3...



Order No.	Type	Rated voltage/current	Connection		*Standard colors										
23.3000-*	SLB4-F	1000 V, CAT III / 24 A	Flat connecting tab 4.8 mm × 0.8 mm	 c  us	<table><tr><td>20</td><td>21</td><td>22</td><td>23</td><td>24</td></tr><tr><td>25</td><td>26</td><td>27</td><td>28</td><td>29</td></tr></table>	20	21	22	23	24	25	26	27	28	29
20	21	22	23	24											
25	26	27	28	29											
49.7044-*	SLB4-F/N-X	1000 V, CAT III / 24 A	Flat connecting tab 4.8 mm × 0.8 mm	 c  us	<table><tr><td>20</td><td>21</td><td>22</td><td>23</td><td>24</td></tr><tr><td>25</td><td>26</td><td>27</td><td>28</td><td>29</td></tr></table>	20	21	22	23	24	25	26	27	28	29
20	21	22	23	24											
25	26	27	28	29											
23.3060-*	SLB4-F6,3	1000 V, CAT III / 32 A	Flat connecting tab 6.3 mm × 0.8 mm	 c  us	<table><tr><td>20</td><td>21</td><td>22</td><td>23</td><td>24</td></tr><tr><td>25</td><td>26</td><td>27</td><td>28</td><td>29</td></tr></table>	20	21	22	23	24	25	26	27	28	29
20	21	22	23	24											
25	26	27	28	29											
49.7046-*	SLB4-F6,3/N-X	1000 V, CAT III / 32 A	Flat connecting tab 6.3 mm × 0.8 mm	 c  us	<table><tr><td>20</td><td>21</td><td>22</td><td>23</td><td>24</td></tr><tr><td>25</td><td>26</td><td>27</td><td>28</td><td>29</td></tr></table>	20	21	22	23	24	25	26	27	28	29
20	21	22	23	24											
25	26	27	28	29											

#### Supplied assembly material

Page 167	MUR/M12x0,75	Round nut, suitable for	SLB4-F, SLB4-F/N-X, SLB4-F6,3, SLB4-F6,3/N-X
Page 167	SSP4	Washer, suitable for	SLB4-F, SLB4-F6,3



Assembly instructions MA152

[www.staubli.com/electrical](http://www.staubli.com/electrical)



Flat connecting receptacles FSH...

page 170

Tube spanners SS2, SS425, page 170



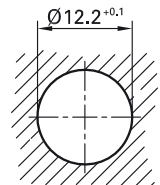
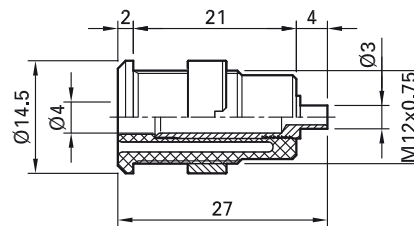
## Panel-mount socket SLB4-...

Insulated, rigid, Ø 4 mm, accepting spring-loaded Ø 4 mm plugs with rigid insulating sleeve. Machined brass. The socket

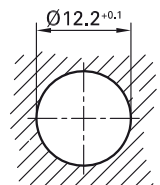
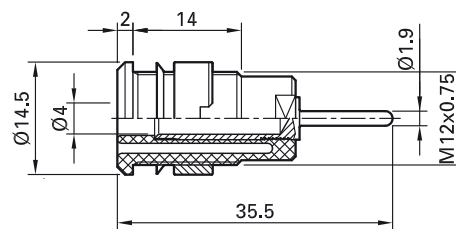
is screwed into pre-drilled panels of plastic, metal, etc.




**Connection: Various.**

### SLB4-E



### SLB4-R...



Order No.	Type	Rated voltage/current	Connection		*Standard colors
49.7049-*	SLB4-E	1000 V, CAT III / 24 A	Solder connection	<div>Ni</div> <div>c</div> <div></div> <div>us</div>	<div><div>20</div><div>21</div><div>22</div><div>23</div><div>24</div></div> <div><div>25</div><div>26</div><div>27</div><div>28</div><div>29</div></div>
23.3010-*	SLB4-R	1000 V, CAT III / 24 A	Round connecting pin Ø 1.9 mm	<div>Au</div> <div>c</div> <div></div> <div>us</div>	<div><div>20</div><div>21</div><div>22</div><div>23</div><div>24</div></div> <div><div>25</div><div>26</div><div>27</div><div>28</div><div>29</div></div>
49.7048-*	SLB4-R/N-X	1000 V, CAT III / 24 A	Round connecting pin Ø 1.9 mm	<div>Ni</div> <div>c</div> <div></div> <div>us</div>	<div><div>20</div><div>21</div><div>22</div><div>23</div><div>24</div></div> <div><div>25</div></div>

### Supplied assembly material

Page 167	MUR/M12x0,75	Round nut for	SLB4-E, SLB4-R, SLB4-R/N-X
Page 167	SSP4	Washer	SLB4-R



Optional colors 26 27 28 29

Further information, page 6



Tube spanners SS2, SS425, page 170



Assembly instructions MA152

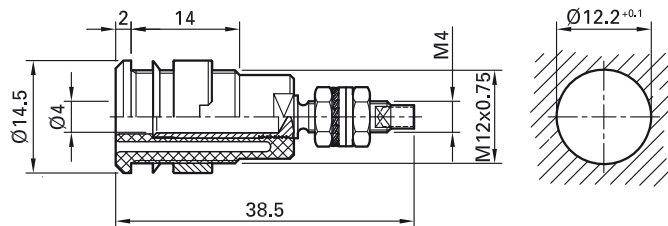
[www.staubli.com/electrical](http://www.staubli.com/electrical)





## Panel-mount socket SLB4-G...

Insulated, rigid, Ø 4 mm, accepting spring-loaded Ø 4 mm plugs with rigid insulating sleeve. Machined brass. The socket

is screwed into pre-drilled panels of plastic, metal, etc. **Connection: Threaded bolt M4 and soldering hole.**



Order No.	Type	Rated voltage/current		*Standard colors										
23.3020-*	SLB4-G	1000 V, CAT III / 32 A	Au c  us	<table border="1"> <tr> <td>20</td><td>21</td><td>22</td><td>23</td><td>24</td> </tr> <tr> <td>25</td><td>26</td><td>27</td><td>28</td><td>29</td> </tr> </table>	20	21	22	23	24	25	26	27	28	29
20	21	22	23	24										
25	26	27	28	29										
49.7043-*	SLB4-G/N-X	1000 V, CAT III / 32 A	Ni c  us	<table border="1"> <tr> <td>20</td><td>21</td><td>22</td><td>23</td><td>24</td> </tr> <tr> <td>25</td><td>26</td><td>27</td><td>28</td><td>29</td> </tr> </table>	20	21	22	23	24	25	26	27	28	29
20	21	22	23	24										
25	26	27	28	29										

### Supplied assembly material

Page 166	MU0,8D/M4	2 hexagon nuts, suitable for	SLB4-G
Page 166	MU0,8D/M4N	2 hexagon nuts, suitable for	SLB4-G/N-X
Page 167	MUR/M12x0,75	Round nut, suitable for	SLB4-G, SLB4-G/N-X
Page 167	SSP4	Washer, suitable for	SLB4-G
Page 167	U/M4	2 washers, suitable for	SLB4-G
Page 168	FS/M4	Spring washer, suitable for	SLB4-G



Tube spanners SS2, SS425, page 170



Assembly instructions MA152

[www.staubli.com/electrical](http://www.staubli.com/electrical)



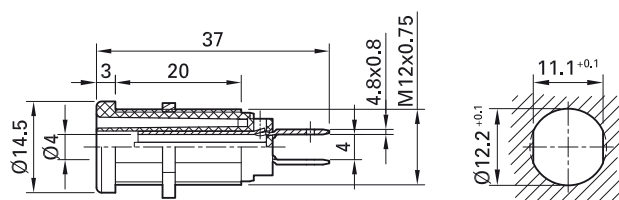
## Panel-mount socket XEB-1...

Insulated, rigid, Ø 4 mm, accepting spring-loaded Ø 4 mm plugs with rigid insulating sleeve. Brass sheet. The socket consists of two insulated, semi-circular

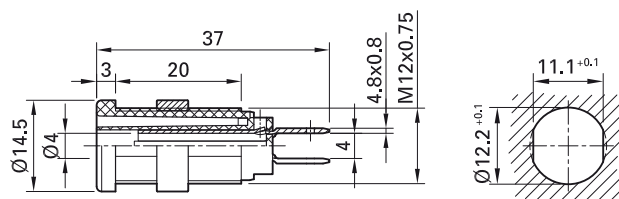
contacts, which are connected to each other when a plug is inserted (switch function). The socket is screwed into pre-drilled panels of plastic, metal, etc.



**Connection: 2 × Flat connecting tab  
4.8 mm × 0.8 mm.**

### XEB-1R



### XEB-1RR



Order No.	Type	Rated voltage/current	Connection		*Standard colors
66.9131-*	XEB-1R	1000 V, CAT IV / 20 A	2 × Flat connecting tab 4.8 mm × 0.8 mm	Ni c  us	<div>20 21 22 23 24</div> <div>25 26</div>
66.9850-*	XEB-1RR	1000 V, CAT IV / 20 A	2 × Flat connecting tab 4.8 mm × 0.8 mm	Ni c  us	<div>20 21 22 23 24</div> <div>26 29</div>

### Supplied assembly material

Page 166	GEW.12-MUTTER	Hexagon nut for XEB-1R
Page 167	MUR/M12x0,75	Round nut for XEB-1RR



Optional colors 25 29

Further information, page 6



Flat connecting receptacles, page 170

Tube spanners SS2, SS425, page 170



Assembly instructions MAH506, MAH509

[www.staubli.com/electrical](http://www.staubli.com/electrical)



## Panel-mount socket XE...-1...

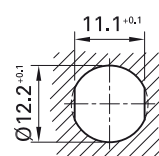
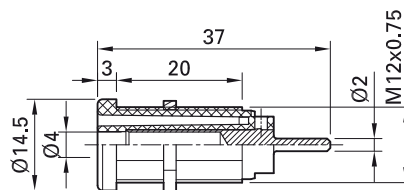
Insulated, rigid, Ø 4 mm, accepting spring-loaded Ø 4 mm plugs with rig-

id insulating sleeve. Machined brass. The sockets are screwed into pre-

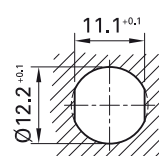
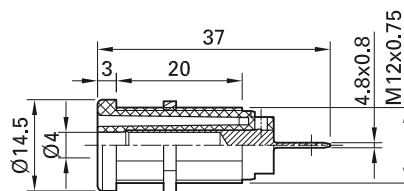
drilled panels of plastic, metal, etc.

**Various metal parts/connections.**

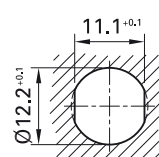
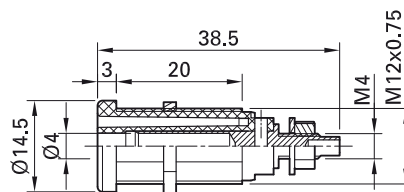
**XES-1R**



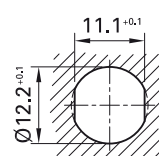
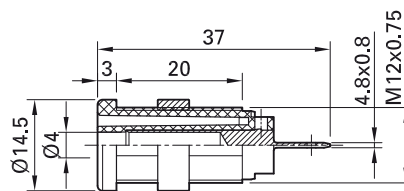
**XEF-1R**







**XEG-1R**



**XEF-1RR**



Order No.	Type	Rated voltage/current	Connection		*Standard colors
66.9661-*	XES-1R	1000 V, CAT IV / 24 A	Solder pin Ø 2.0 mm	Ni c  US	21 22 23
66.9665-*	XEF-1R	1000 V, CAT IV / 24 A	Flat connecting tab 4.8 mm x 0.8 mm	Ni c  US	20 21 22 23 24 25 26
66.9136-*	XEG-1R	1000 V, CAT IV / 20 A	Threaded bolt M4	Ni c  US	20 21 22 23 24 25 26
66.9854-*	XEF-1RR	1000 V, CAT IV / 24 A	Flat connecting tab 4.8 mm x 0.8 mm	Ni c  US	20 21 22 23 24 25 26

### Supplied assembly material

Page 166	GEW.12-MUTTER	Hexagon nut for	XES-1R, XEF-1R, XEG-1R
Page 167	MUR/M12x0,75	Round nut for	XEF-1RR



Assembly instructions MAH506, MAH509  
www.staubli.com/electrical



Flat connecting receptacles, page 170  
Tube spanners SS2, SS425, page 170



Optional colors   
Further information, page 6



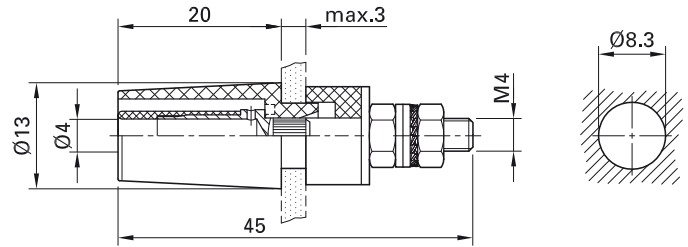
## Mounting socket SAB4-G...

Insulated, rigid, Ø 4 mm, accepting spring-loaded Ø 4 mm plugs with rigid insulating sleeve. Machined brass. The socket

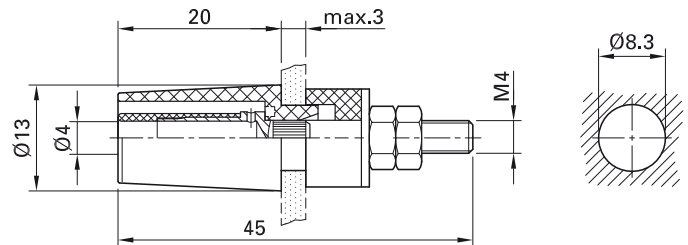
is surface-mounted in pre-drilled panels of plastic, metal, etc.

**Connection: Threaded bolt M4.**

### SAB4-G



### SAB4-G/N-X



Order No.	Type	Rated voltage/current		*Standard colors										
23.3050-*	SAB4-G	1000 V, CAT II / 32 A	Au c	<table border="1"> <tr><td>20</td><td>21</td><td>22</td><td>23</td><td>24</td></tr> <tr><td>25</td><td>26</td><td>27</td><td>28</td><td>29</td></tr> </table>	20	21	22	23	24	25	26	27	28	29
20	21	22	23	24										
25	26	27	28	29										
49.7042-*	SAB4-G/N-X	1000 V, CAT II / 32 A	Ni c	<table border="1"> <tr><td>20</td><td>21</td><td>22</td><td>23</td><td>24</td></tr> <tr><td>25</td><td>26</td><td>27</td><td>28</td><td>29</td></tr> </table>	20	21	22	23	24	25	26	27	28	29
20	21	22	23	24										
25	26	27	28	29										

### Supplied assembly material

Page 166	MU0,8D/M4	2 hexagon nuts for	SAB4-G
Page 166	MU0,8D/M4N	2 hexagon nuts for	SAB4-G/N-X
Page 167	U/M4	2 washers for	SAB4-G
Page 167	U/4,3x12	Washer for	SAB4-G, SAB4-G/N-X
Page 168	FS/M4	Spring washer	SAB4-G
Page 169	ID-SAB4-G	Spacer sleeve for	SAB4-G, SAB4-G/N-X



Tube spanner SS2, page 170



Assembly instructions MA153

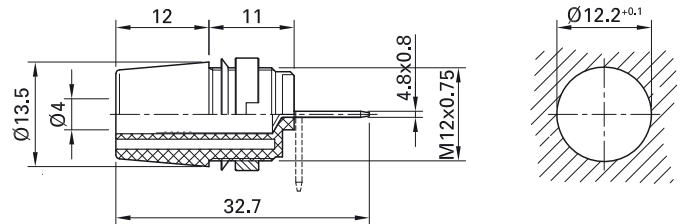
[www.staubli.com/electrical](http://www.staubli.com/electrical)




## Mounting socket SAB4-F/A

Insulated, rigid, Ø 4 mm, accepting spring-loaded Ø 4 mm plugs with rigid insulating sleeve. Brass sheet. The socket is surface-mounted in pre-drilled panels of plastic,

metal, etc. **Flat connecting tab 4.8 mm x 0.8 mm**, can be bent to 90°, once only.



Order No.	Type	Rated voltage/current		*Standard colors
23.3110-*	SAB4-F/A	1000 V, CAT II / 20 A	Ni c  US	<div>20 21 22 23 24</div> <div>25</div>

### Supplied assembly material

Page 167	MUR-S/M12x0,75	Round nut
Page 167	SSP4	Washer



Optional colors 26

Further information, page 6



**Flat connecting receptacle FSH4,8x0,8,**  
page 170

**Tube spanners SS2, SS425,** page 170



**Assembly instructions MA152**

[www.staubli.com/electrical](http://www.staubli.com/electrical)

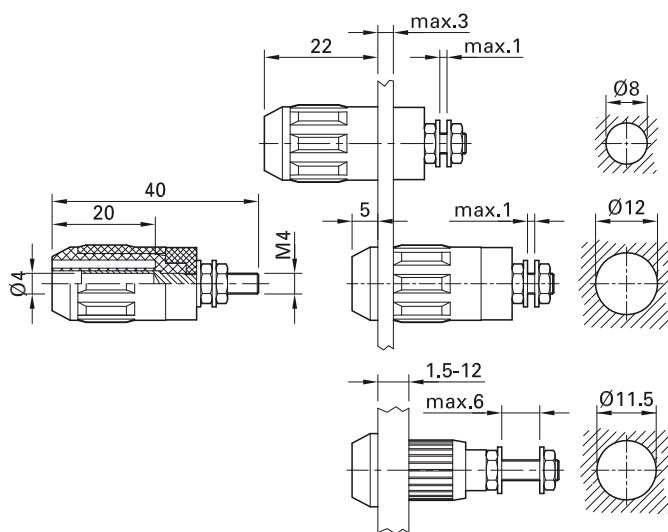


## Universal socket XUB-G

Insulated, rigid, Ø 4 mm, accepting spring-loaded Ø 4 mm plugs with rigid insulating sleeve. Machined brass. The socket is surface-mounted, assembled flush, or

pressed into pre-drilled panels of plastic, metal, etc. **Connection: Threaded bolt M4.**

Optional: Protective cap SD-XUB to cover up unplugged, unused sockets (Protection degree IP67).



Order No.	Type	Rated voltage/current		*Standard colors										
66.9684-*	XUB-G	600 V <sup>1)</sup> , CAT II / 20 A 1000 V <sup>2)</sup> , CAT II / 20 A	Ni c  US	<table border="1"> <tr> <td>20</td> <td>21</td> <td>22</td> <td>23</td> <td>24</td> </tr> <tr> <td>25</td> <td>27</td> <td>29</td> <td></td> <td></td> </tr> </table>	20	21	22	23	24	25	27	29		
20	21	22	23	24										
25	27	29												

<sup>1)</sup> Surface-mounted

<sup>2)</sup> Assembled flush or pressed in



Optional colors 26 28

Further information, page 6



**Protective cap SD-XUB, page 168**

**Press-in tool MB4-S, page 171**



**Assembly instructions MAH507**

[www.staubli.com/electrical](http://www.staubli.com/electrical)

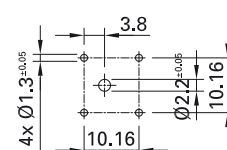
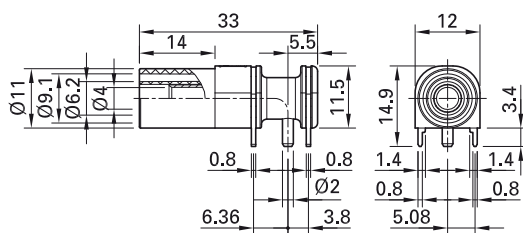


## Angled socket XELW-4

For mounting on printed circuit boards, touch-protected according to IEC/EN 61010-1. The socket is directly soldered onto printed circuit boards.

The right-angled configuration minimizes the force transmitted to the printed circuit board through the plugged-in test lead. Right-angled Ø 4 mm rigid socket accept-

ing spring-loaded Ø 4 mm plugs with rigid insulating sleeve. Machined brass. **Connection: Ø 2 mm round pin and contacts for mounting on printed circuit boards.**



Panel drilling

Order No.	Type	Rated voltage/current		*Standard colors
66.9040-*	XELW-4	1000 V, CAT III / 24 A 600 V, CAT IV / 24 A	Au c  US	21 22 23



Assembly instructions MAH561

[www.staubli.com/electrical](http://www.staubli.com/electrical)



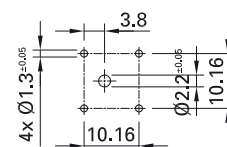
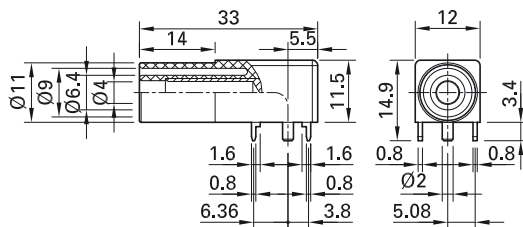

Optional colors 24

Further information, page 6

## Angled socket SLB4-I/90

Insulated, right-angled Ø 4 mm rigid socket accepting spring-loaded Ø 4 mm plugs with rigid insulating sleeve. Machined brass.

**Connection: Ø 2 mm round pin and contacts for mounting on printed circuit boards.**



Panel drilling

Order No.	Type	Rated voltage/current		*Standard colors
23.3200-*	SLB4-I/90	1000 V, CAT III / 24 A	Au	21 22



Optional colors 23 24 25

Further information, page 6

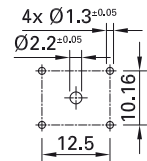
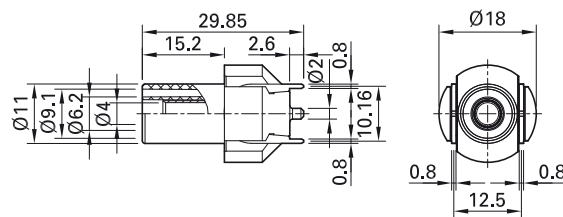



## In-line socket XELA-4

For mounting on vertical printed circuit boards, touch-protected and insulated according to IEC/EN61010-1. The socket is directly soldered

onto printed circuit boards. Fixed Ø 4 mm socket, to fit spring-loaded Ø 4 mm plugs with rigid insulating sleeve. Machined brass.

**Connection: Ø 2 mm round pin and contacts for mounting on printed circuit boards.**



Panel drilling

Order No.	Type	Rated voltage/current		*Standard colors
66.9032-*	XELA-4	1000 V, CAT III / 24 A 600 V, CAT IV / 24 A	Au	21 22



Assembly instructions MAH565

[www.staubli.com/electrical](http://www.staubli.com/electrical)



Optional colors 23 24

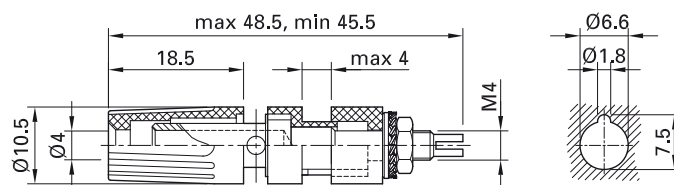
Further information, page 6

## Binding post PK4-T

Insulated, Ø 4 mm, rigid, and insulated head undetachable. Ø 2.5 mm cross hole for quick wire connection. Machined brass.

For mounting, with anti-rotation lug, in front panels up to 4 mm thick.

**Connection: Threaded bolt M4.**



Order No.	Type	Rated voltage/current		*Standard colors
23.0330-*	PK4-T	30 VAC / 35 A 60 VDC / 35 A	Ni	20 21 22 23 24 25 29

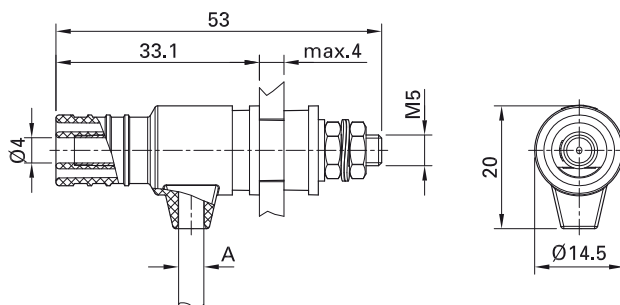


## Binding post SPK4

Insulated, with Ø 4 mm rigid socket accepting spring-loaded Ø 4 mm plugs with rigid insulating sleeve. Ø 3.2 mm cross hole for quick wire connection. Brass. The binding

post is screwed into pre-drilled panels of plastic, metal, etc.

**Connection: Threaded bolt M5.**



Order No.	Type	Rated voltage/current		*Standard colors
23.0410-*	SPK4	600 V, CAT II / 32 A	Au	21 22



Assembly instructions MA153

[www.staubli.com/electrical](http://www.staubli.com/electrical)



# Connecting plugs

## Connecting plug KS4-1...

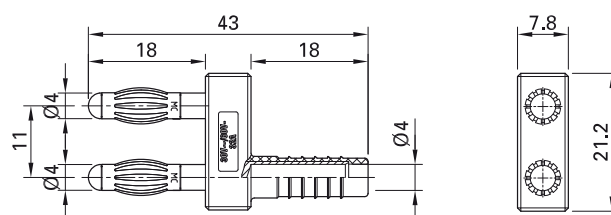
Insulated, Ø 4 mm, made of brass. Equipped with spring-loaded MULTILAM to ensure vibration-proof contacts – ideal use is in the automotive field for test drives and service-

ing. Ø 4 mm rigid socket in insulator accepting spring-loaded Ø 4 mm plugs with rigid insulating sleeve.

KS4-11L/1A/N



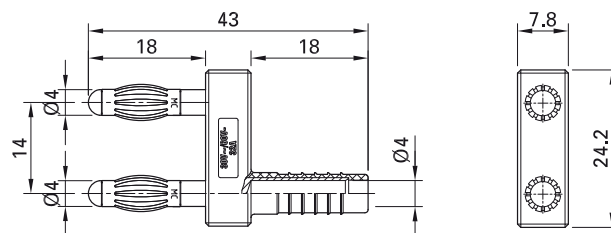
KS4-11L/1A/A




KS4-14LA/N



KS4-14LA/A



Order No.	Type	Rated voltage/current	Plug spacing		Standard colors
64.9302-21	KS4-11L/1A/N	30 VAC / 32 A 60 VDC / 32 A	11 mm	Ni	21
64.9301-21	KS4-11L/1A/A	30 VAC / 32 A 60 VDC / 32 A	11 mm	Au	21
20.1010-21	KS4-14LA/N	30 VAC / 32 A 60 VDC / 32 A	14 mm	Ni	21
20.1020-21	KS4-14LA/A	30 VAC / 32 A 60 VDC / 32 A	14 mm	Au	21

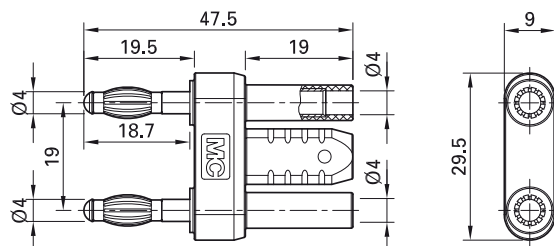




## Connecting plug KS4-19L/1

Insulated, Ø 4 mm, made of brass. Plugs with spring-loaded MULTILAM. With insulated grip and with two in-line Ø 4 mm rigid

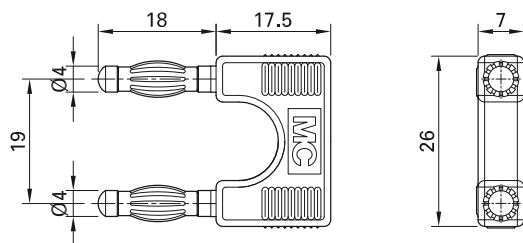
sockets accepting spring-loaded Ø 4 mm plugs with rigid insulating sleeve.



Order No.	Type	Rated voltage/current	Plug spacing		Standard colors
24.0027-21	KS4-19L/1	30 VAC / 32 A 60 VDC / 32 A	19 mm	Ni	21

## Connecting plug KS4-19L

Insulated, Ø 4 mm. Made of brass, one piece and with spring-loaded MULTILAM.



Order No.	Type	Rated voltage/current	Plug spacing		Standard colors
24.0020-28	KS4-19L	30 VAC / 32 A 60 VDC / 32 A	19 mm	Au	28



User information **i099**

[www.staubli.com/electrical](http://www.staubli.com/electrical)

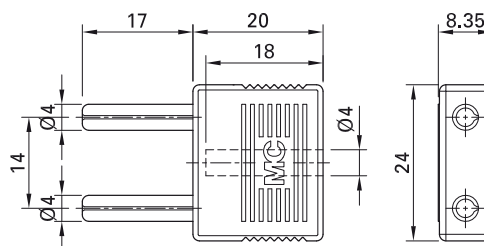


## Connecting plug KS4-1...

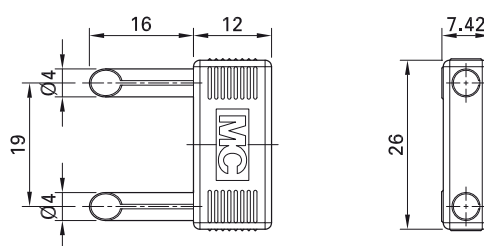
Insulated, Ø 4 mm. Hollow plug, made from a single piece of hard-drawn copper alloy.

Type KS4-14 with Ø 4 mm rigid socket in insulator for tap connection at rear.

### KS4-14



### KS4-19



Order No.	Type	Rated voltage/current	Plug spacing		Standard colors
24.0004-28	KS4-14	30 VAC / 25 A 60 VDC / 25 A	14 mm	Au	28
24.0002-21	KS4-19	30 VAC / 25 A 60 VDC / 25 A	19 mm	Au	21



### User information i097

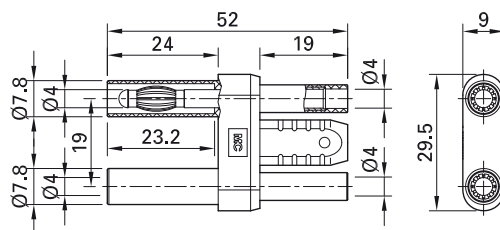
[www.staubli.com/electrical](http://www.staubli.com/electrical)



## Connecting plug SKS4-19L/1

Insulated, Ø 4 mm, made of brass. Plugs with spring-loaded MULTILAM and rigid insulating sleeves. With insulated grip and

with two in-line Ø 4 mm rigid sockets accepting spring-loaded Ø 4 mm plugs with rigid insulating sleeve.



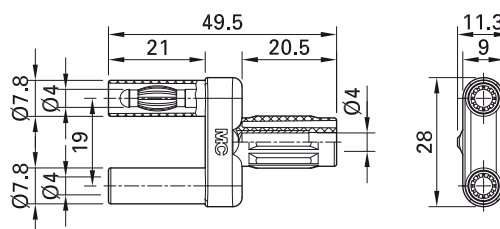
Order No.	Type	Rated voltage/current	Plug spacing		Standard colors
24.0028-21	SKS4-19L/1	1000 V, CAT II / 32 A	19 mm	Ni CE	21

## Connecting plug XVBB-4/19

Insulated, Ø 4 mm, made of brass. Plugs with spring-loaded MULTILAM and rigid

insulating sleeves. Insulated grip with integrated Ø 4 mm rigid socket accepting

spring-loaded Ø 4 mm plugs with rigid insulating sleeve.



Order No.	Type	Rated voltage/current	Plug spacing		*Standard colors
66.9172-*	XVBB-4/19	1000 V, CAT II / 32 A	19 mm	Ni CE	21 22 23



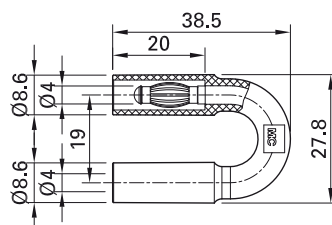
Optional colors 27 28

Further information, page 6



## Connecting plug SKS4-19L

Insulated, Ø 4 mm, made of brass. Plugs with spring-loaded MULTILAM and rigid insulating sleeves.



Order No.	Type	Rated voltage/current	Plug spacing		Standard colors
24.0023-21	SKS4-19L	1000 V, CAT II / 32 A	19 mm	Au	21

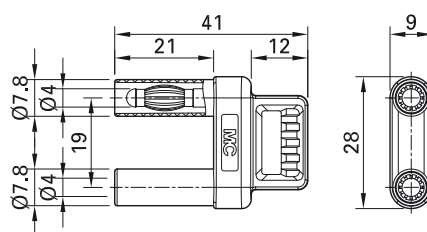


### User information i006

[www.staubli.com/electrical](http://www.staubli.com/electrical)

## Connecting plug XVB-4/19

Insulated Ø 4 mm, made of brass. Plugs with spring-loaded MULTILAM and rigid insulating sleeves. With insulated grip.



Order No.	Type	Rated voltage/current	Plug spacing		*Standard colors
66.9171-*	XVB-4/19	1000 V, CAT II / 32 A	19 mm	Ni	21 22 23



Optional colors 27 28

Further information, page 6



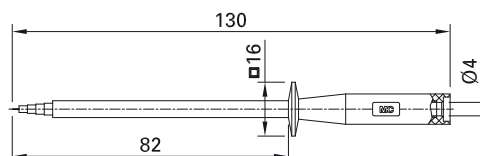
# Test probes

## Test probe PP-130

With stainless steel needle, ground to a sharp point, eg. for piercing thin insulation and oxide layers. The insulation can be cut

back in steps to bare a suitable length of tip. The test probe features an anti-roll finger

guard. Ø 4 mm rigid socket in handle. Supplied with protective cap.



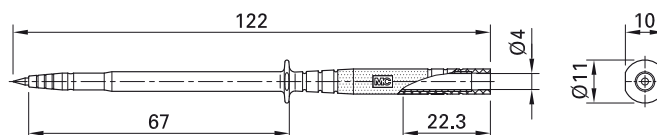
Order No.	Type	Rated voltage/current		*Standard colors
64.9205-*	PP-130	30 VAC / 1 A 60 VDC / 1 A		21 22 23 24 25

## Test probe SPP4-S

Test probe with tapered, stainless steel rigid needle and with handle guard chamfered on

both sides. Ø 4 mm rigid socket in handle accepting spring-loaded Ø 4 mm plugs with

rigid insulating sleeve. Supplied with protective cap.



Order No.	Type	Rated voltage/current		*Standard colors
24.0235-*	SPP4-S	1000 V, CAT III / 1 A	CE	21 22

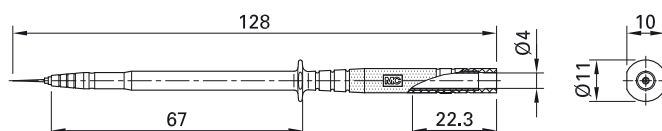


## Test probe SPP4-S/F

Spring-loaded stainless steel needle which reacts resiliently under light pressure. Specially suited for sensitive printed circuits.

Test probe with handle guard chamfered on both sides. Ø 4 mm rigid socket in handle accepting spring-loaded Ø 4 mm plugs with

rigid insulating sleeve. Supplied with protective cap.



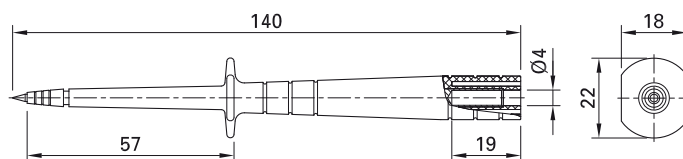
Order No.	Type	Rated voltage/current		*Standard colors
24.0238-*	SPP4-S/F	1000 V, CAT II / 1 A	CE	21 22

## Test probe SPP4

Test probe with tapered, stainless steel rigid needle. Handle guard chamfered on both

sides. Ø 4 mm rigid socket in handle accepting spring-loaded Ø 4 mm plugs with

rigid insulating sleeve. Supplied with protective cap.



Order No.	Type	Rated voltage/current		*Standard colors
24.0231-*	SPP4	1000 V, CAT III / 1 A 600 V, CAT IV / 1 A	CE	21 22

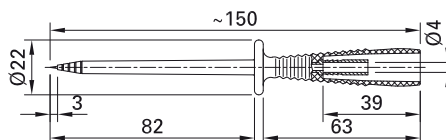


## Test probe HP-150/A

With sharply pointed stainless steel tip, e.g. for piercing insulation and paint. Ø 4 mm rigid socket in handle accepting spring-loaded

Ø 4 mm plugs with rigid insulating sleeve. For increased safety the Ø 4 mm rigid socket of HP-150/A is sunk into the handle, ac-

cepting in-line Ø 4 mm plugs. Supplied with protective cap.



Order No.	Type	Rated voltage/current		*Standard colors
66.9113-*	HP-150/A	1000 V, CAT III / 1 A 600 V, CAT IV / 1 A	CE c UL US	21 22



Optional colors 23

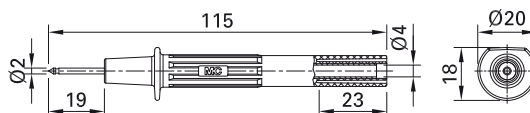
Further information, page 6

## Test probe PP-115/2

Polished Ø 2 mm stainless steel tip. Handle guard flattened on one side to prevent rolling. Also allows for close side-by-side

plugging of probes. Ø 4 mm rigid socket in insulator accepting spring-loaded Ø 4 mm

plugs with rigid insulating sleeve. Supplied with protective cap.



Order No.	Type	Rated voltage/current		*Standard colors
66.9115-*	PP-115/2	1000 V, CAT II / 10 A	CE c UL US	21 22 23

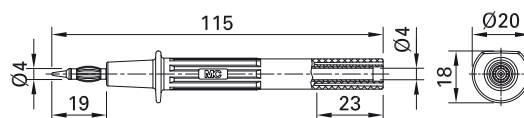


## Test probe PP-115/4

Ø 4 mm, with spring-loaded MULTILAM. Handle guard flattened on one side to prevent rolling. Also allows for close side-

by-side plugging of probes. Ø 4 mm rigid socket in insulator accepting spring-loaded

Ø 4 mm plugs with rigid insulating sleeve. Supplied with protective cap.



Order No.	Type	Rated voltage/current		*Standard colors
66.9112-*	PP-115/4	1000 V, CAT II / 32 A	CE c UL US	21 22 23 24



Optional colors 25

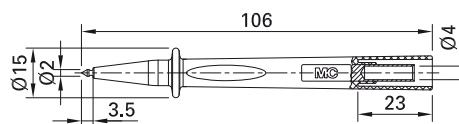
Further information, page 6

## Test probe BT400

Ø 2 mm, made of Monel®. Ø 4 mm rigid socket in insulator accepting spring-loaded

Ø 4 mm plugs with rigid insulating sleeve.

Monel® is a registered trademark of Special Metals Corporation.



Order No.	Type	Rated voltage/current		*Standard colors
66.9390-*	BT400	1000 V, CAT IV / 1 A	CE c UL US	21 22 23



Optional colors 27 28

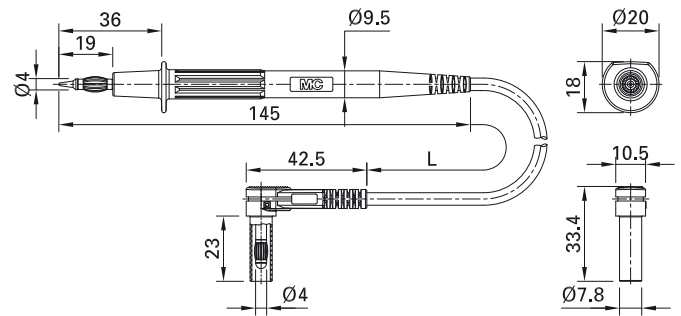
Further information, page 6



## Test probe with measurement cable XP...-484

Highly flexible, with insulation in PVC or silicone. One end with Ø 4 mm test probe with spring-loaded MULTILAM, the other end

with right angled Ø 4 mm MULTILAM plug with rigid insulating sleeve. Supplied with protective cap.



Order No.	Type	Rated voltage/current	Lead		Lead lengths L [cm]	*Standard colors
66.9008-□*	XPF-484	1000 V, CAT II / 20 A	PVC 1,0 mm <sup>2</sup>	Ni CE c UL US	100 150	21 22 23
66.9007-□*	XPS-484	1000 V, CAT II / 20 A	SIL 1,0 mm <sup>2</sup>	Ni CE c UL US	100 150	21 22

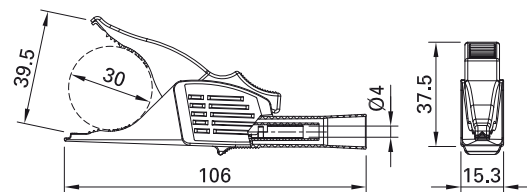


Pluggable accessory XDK-1033P, see below



Optional colors 23  
Optional lengths on demand  
Further information, page 6

## Accessory



Dolphin Clip made of brass with all-round insulation. Toothed jaws for wide grip with surface for fine wire.

**Note:** Longer version especially designed to plug onto the Ø 4 mm probes of test leads XPF-484 and XPS-484, see above.

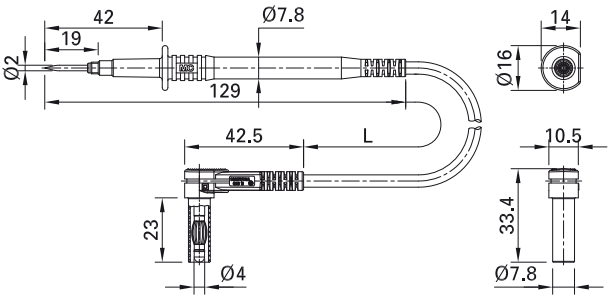
Order No.	Type	Rated voltage/current		*Standard colors
66.9521-*	XDK-1033P	1000 V, CAT II / 19 A	Ni CE c UL US	21 22



Test probe with measurement cable XPF-480/2G

Highly flexible test leads. One end with Ø 2 mm test probe made of stainless steel with a thread for use with screw-on accessories.

series, offering various contacting possibilities. The other end with in-line or right angled Ø 4 mm MULTILAM plug with rigid insulating sleeve. Supplied with protective cap.



Order No.	Type	Rated voltage/current	Lead		Lead lengths L [cm]	*Standard colors
66.9645-□*	XPF-480/2G	1000 V, CAT II / 15 A	PVC 0,75 mm²	Ni CE c UL US	100 150	21 22



Optional colors 23

Optional lengths on demand

Further information, page 6



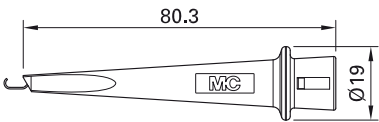
Screw-on accessories

HC200-2G, XKK-200-2G, see below



Accessories

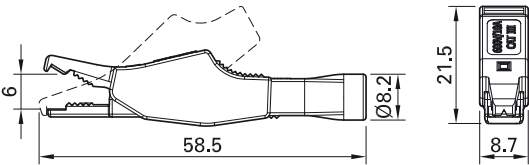
HC200-2G



Hook Clip with rigid hook. Grasped objects are pressed against the tip of the insulator under spring pressure. Internal thread for

attachment to the probes of the test leads XPF-480/2G, see above.

XKK-200-2G



Test clip with all-round insulation. Toothed gripping jaws with fine-wire clamping surface.

Internal thread for attachment to the probes of the test leads XPF-480/2G, see above.

Order No.	Type	Rated voltage/current		*Standard colors
66.9473-*	HC200-2G	1000 V, CAT II / 5 A	Ni C E	21 22 23
66.9091-*	XKK-200-2G	600 V, CAT II / 10 A	Ni C E	21 22



Optional colors 23

Further information, page 6



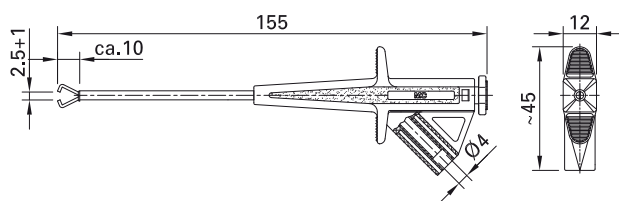
# Clips

## Test clip SKPS-4

With flexible shaft and spring wire grabber (stainless steel) for a good contact to pins and wires in inaccessible places. Especially suitable for measuring voltages. The shaft is

silicone insulated and guarantees good heat resistance and flexibility even at low temperatures. Ø 4 mm rigid socket in handle

accepting spring-loaded Ø 4 mm plugs with rigid insulating sleeve.



Order No.	Type	Rated voltage/current		*Standard colors
24.0224-*	SKPS-4	1000 V, CAT II / 4 A	CE c UL US	21 22 23 24 25



Optional colors [26](#)

Further information, page 6



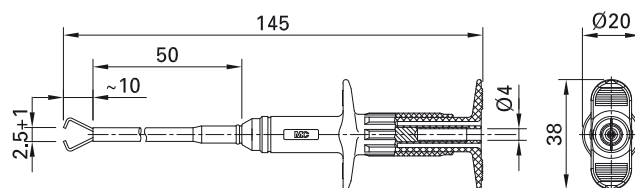
## Test clip GRIP-B...

With flexible shaft and spring wire grabber (stainless steel) for a good contact to pins and wires in inaccessible places. Especially suitable for measuring voltages. The shaft

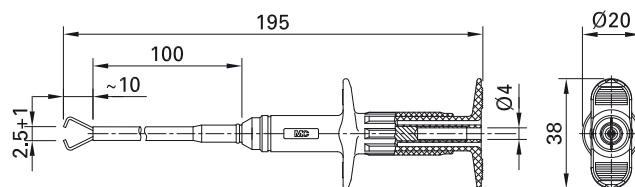
is silicone insulated and guarantees good heat resistance and flexibility even at low temperatures. Ø 4 mm rigid socket in handle accepting spring-loaded Ø 4 mm plugs

with rigid insulating sleeve. Versions with different shaft lengths are available.

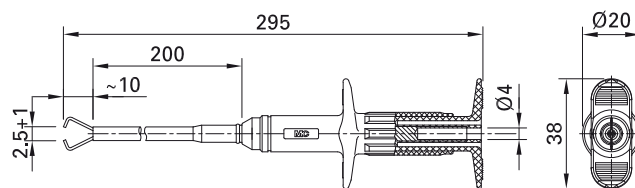
GRIP-B/50



GRIP-B/100



GRIP-B/200



Order No.	Type	Rated voltage/current	Length of shaft / clip		*Standard colors
66.9120-*	GRIP-B/50	1000 V, CAT II / 1 A	50 mm / 145 mm	CE c UL US	21 22 23
66.9117-*	GRIP-B/100	1000 V, CAT II / 1 A	100 mm / 195 mm	CE c UL US	21 22 23
66.9118-*	GRIP-B/200	1000 V, CAT II / 1 A	200 mm / 295 mm	CE c UL US	21 22 23



Optional colors 24 25

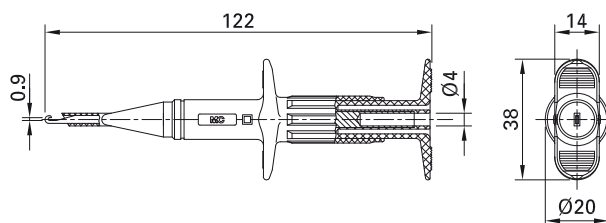
Further information, page 6



## Test clip GRIP-A

With rigid hook clip made of steel for hooking onto wires. Ø 4 mm rigid socket in handle

accepting spring-loaded Ø 4 mm plugs with rigid insulating sleeve.



Order No.	Type	Rated voltage/current		*Standard colors
66.9116-*	GRIP-A	1000 V, CAT III / 3 A	CE c UL US	21 22 23



Optional colors 24 25

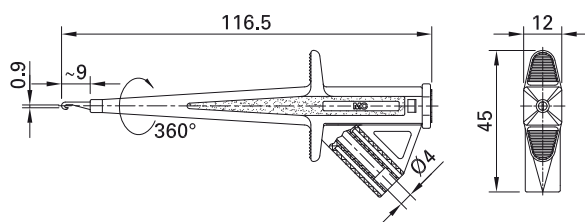
Further information, page 6

## Test clip SKPS-4/A

With rigid hook clip made of steel for hooking onto wires. Rotatable through

360° around the longitudinal axis of the test probe. Ø 4 mm rigid socket in handle

accepting spring-loaded Ø 4 mm plugs with rigid insulating sleeve.



Order No.	Type	Rated voltage/current		*Standard colors
66.9416-*	SKPS-4/A	1000 V, CAT III / 4 A	Ni CE c UL US	21 22 23



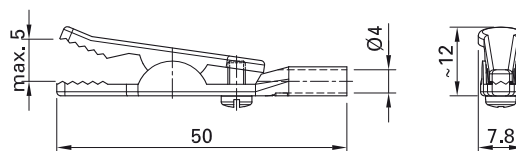
Optional colors 24 25 26

Further information, page 6



## Test clip AGK20

Uninsulated, with Ø 4 mm rigid socket.  
Steel. Connection also possible with screw  
clamp or soldering.



Order No.	Type	Rated voltage/current		
24.0149	AGK20	30 VAC / 10 A 60 VDC / 10 A	Ni	

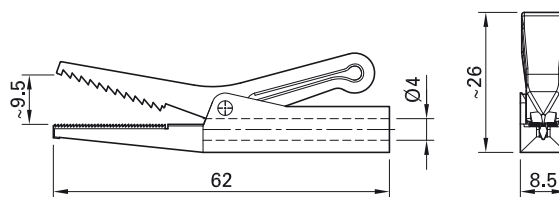


### User information i093

[www.staubli.com/electrical](http://www.staubli.com/electrical)

## Test clip APK-4

Insulated, with Ø 4 mm rigid socket. Brass.  
Sharp toothed, pointed jaws. The upper jaw  
is insulated.



Order No.	Type	Rated voltage/current		*Standard colors
64.9209-*	APK-4	30 VAC / 10 A 60 VDC / 10 A	Ni	<div>21 22 23 24 25</div> <div>26</div>



### User information i093

[www.staubli.com/electrical](http://www.staubli.com/electrical)

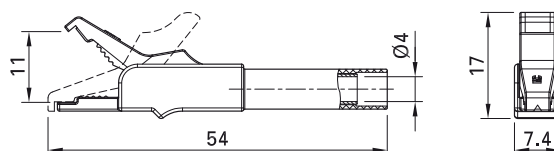


## Crocodile clip SAGK4-K

Small, slim, made of brass with all-round insulation. Toothed jaws for wide grip with

surface for fine wire. Ø 4 mm rigid socket in insulator accepting spring-loaded Ø 4 mm

plugs with rigid insulating sleeve.

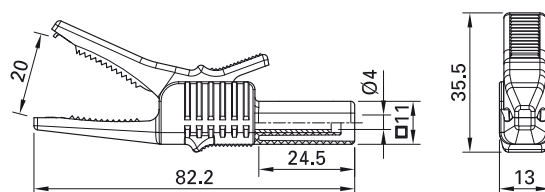


Order No.	Type	Rated voltage/current		*Standard colors
24.0157-*	SAGK4-K	300 V, CAT II / 15 A	Ni CE	21 22 23

## Crocodile clip XKK-1001

Made of brass with all-round insulation. Toothed jaws for wide grip with surface for fine wire. Ø 4 mm rigid socket in insulator

accepting spring-loaded Ø 4 mm plugs with rigid insulating sleeve.



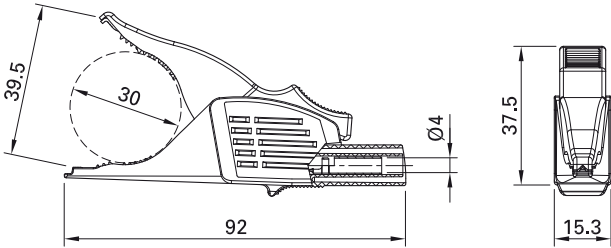
Order No.	Type	Rated voltage/current		*Standard colors
66.9755-*	XKK-1001	1000 V, CAT II / 32 A	Ni CE c UL US	20 21 22 23 24 25 26 27 29



Dolphin clip XDK-1033

Made of brass with all-round insulation. Toothed jaws for wide grip with surface for fine wire. Ø 4 mm rigid socket in insulator

accepting spring-loaded Ø 4 mm plugs with rigid insulating sleeve.



Order No.	Type	Rated voltage/current		*Standard colors										
66.9575-*	XDK-1033	1000 V, CAT III / 32 A	Ni CE c UL US	<table><tr><td>20</td><td>21</td><td>22</td><td>23</td><td>24</td></tr><tr><td>25</td><td>26</td><td>27</td><td>29</td><td></td></tr></table>	20	21	22	23	24	25	26	27	29	
20	21	22	23	24										
25	26	27	29											



Optional colors 28

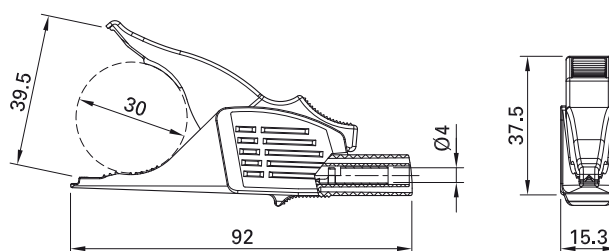
Further information, page 6



## Dolphin clip XDK-1033/I-2

With all-round insulation. The upper jaw is non-conductive to prevent accidental short-circuits on contact with the mouth open. This development of our established dolphin clip features a soft TPE inlay in the top jaw, facilitating an especially strong

adhesion grip. The insulation in this version also allows it to be used in the measurement category CAT IV.




Order No.	Type	Rated voltage/current		*Standard colors										
66.9561-*	XDK-1033/I-2	1000 V, CAT III / 19 A 600 V, CAT IV / 19 A	Ni CE c UL US	<table border="1"> <tr> <td>20</td><td>21</td><td>22</td><td>23</td><td>24</td> </tr> <tr> <td>25</td><td>26</td><td>27</td><td>28</td><td>29</td> </tr> </table>	20	21	22	23	24	25	26	27	28	29
20	21	22	23	24										
25	26	27	28	29										



Optional colors 28

Further information, page 6



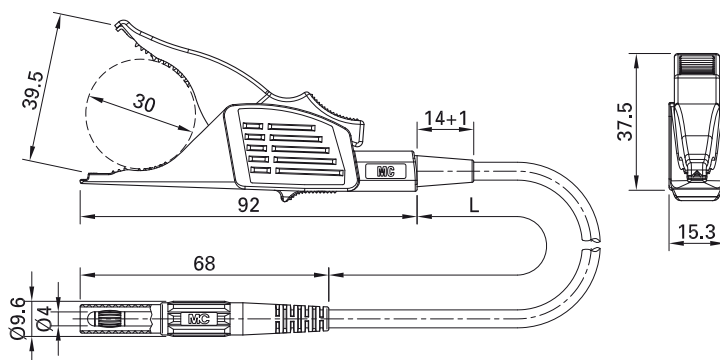

The varied grip options for our dolphin clips.



## Test clip lead XDLS-418

Highly flexible. One end with dolphin clip with all-round insulation, toothed jaws for wide grip and surface for fine wire. The other

end with Ø 4 mm MULTILAM plug with rigid insulating sleeve.



Order No.	Type	Rated voltage/current	Lead		Lead length [cm]	*Standard colors
66.9531-150*	XDLS-418	1000 V, CAT III / 32 A	PVC 2.5 mm <sup>2</sup>	Ni CE	150	20 21 22



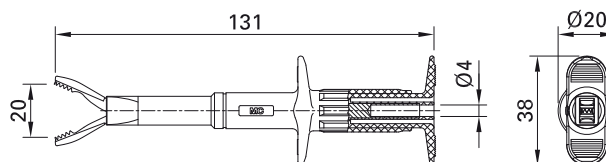

Optional colors 23 24 25 26 27 28 29

Further information, page 6

## Test clip GRIP-CI

With steel jaws especially for connections to ground rails and thick cables. For increased safety when making connections, the jaws

are insulated on the outside. Ø 4 mm rigid socket in handle accepting spring-loaded Ø 4 mm plugs with rigid insulating sleeve.



Order No.	Type	Rated voltage/current		*Standard colors
66.9121-*	GRIP-CI	1000 V, CAT III / 16 A	Ni CE c UL US	20 21 22 23 24 25 26



Optional colors 29

Further information, page 6

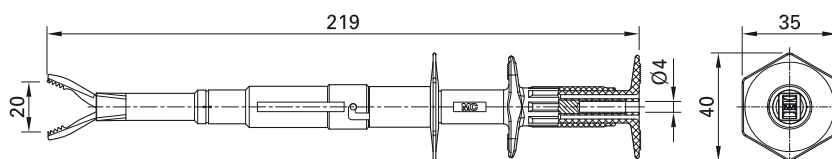


## Test clip GRIP-DI

With steel jaws especially for connections to ground rails and thick cables. For increased safety when making connections, the jaws are insulated on the outside. Ø 4 mm rigid socket in handle accepting spring-loaded

Ø 4 mm plugs with rigid insulating sleeve. Transparent fuse holder sleeve to accept a high-rating fuse 10 mm x 38 mm.

**The fuse is not supplied.**



Order No.	Type	Rated voltage/current		*Standard colors
66.9266-*	GRIP-DI	1000 V, CAT III / max. 16 A <sup>1)</sup>	Ni CE c UL <sup>2)</sup> US	21

<sup>1)</sup> Depends on the fuse used.

<sup>2)</sup> Only if used with UL approved fuses.



Optional colors 22 23 24 25 26

Further information, page 6



**High breaking capacity fuse: page 173**



**User information i068**

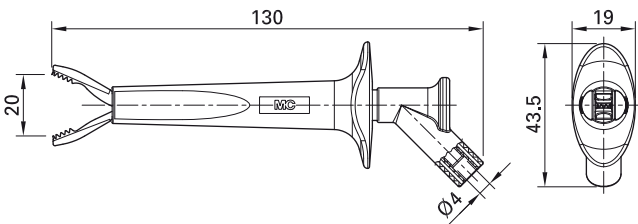
[www.staubli.com/electrical](http://www.staubli.com/electrical)



Test clip AB200

With steel jaws especially for connections to ground rails and thick cables. For increased safety when making contacts, the jaws

are insulated on the outside. Ø 4 mm rigid socket in handle accepting spring-loaded Ø 4 mm plugs with rigid insulating sleeve.



Order No.	Type	Rated voltage/current		*Standard colors
66.9474-*	AB200	1000 V, CAT IV / 16 A	Ni CE c UL US	21 22 23



Optional colors 27 28

Further information, page 6

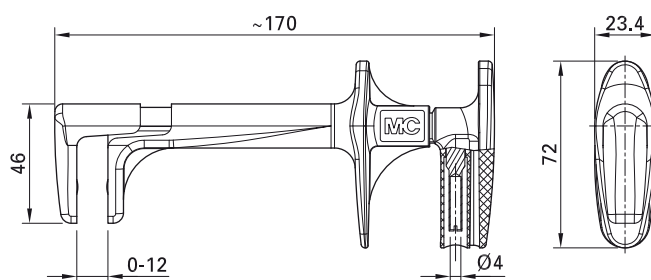


## Flat test clip GRIP-FMA

For fast and safe contacting on busbars, for example for the synchronization for stand-by power units. Powerful contacting on the

front and rear of the busbars by means of our established MULTILAM. Fixed Ø 4 mm socket in the pressure grip handle section,

to fit spring-loaded Ø 4 mm plugs with rigid insulating sleeve.

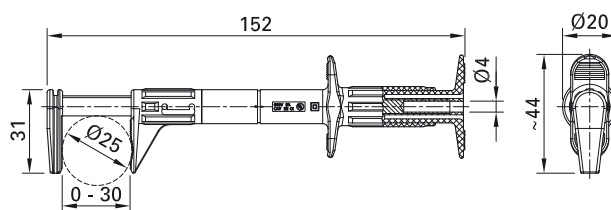


Order No.	Type	Rated voltage/current		Standard colors
66.9435-21	GRIP-FMA	1000 V, CAT IV / 32 A	CE	21

## Flat test clip GRIP-F

For making quick, secure contact during voltage measurements. With adjustable stop. Ø 4 mm rigid socket in handle accept-

ing spring-loaded Ø 4 mm plugs with rigid insulating sleeve.



Order No.	Type	Rated voltage/current		*Standard colors
66.9829-*	GRIP-F	600 V, CAT III / 5 A	Ni CE c UL US	21 22 23 24 25 26



Optional colors 20

Further information, page 6



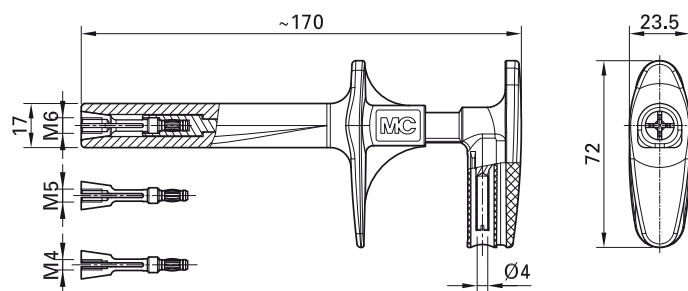
## Single-collet plier GRIP-ESZ...

For fast and safe contacting to M4, M5, or M6 threaded bolts, for example on motor connections (contact depth 3 to 6 mm). Fixed Ø 4 mm socket in the pressure section,

to fit spring-loaded Ø 4 mm plugs with rigid insulating sleeve or as a lead outlet with in-line Ø 4 mm MULTILAM plug and rigid insulating sleeve. Thread inserts are replaceable

and available separately. The current depends on the thread insert.

### GRIP-ESZ...



Order No.	Type	Rated voltage/current	Plier insert	Thread	Lead lengths L [cm]		Standard colors
66.9446-21	GRIP-ESZ4	1000 V, CAT IV / 20 A	Z4	M4	–	CE	21
66.9447-21	GRIP-ESZ5	1000 V, CAT IV / 30 A	Z5	M5	–	CE	21
66.9448-21	GRIP-ESZ6	1000 V, CAT IV / 32 A	Z6	M6	–	CE	21
66.9445-21	GRIP-ESZ	1000 V, CAT IV / max. 32 A	without	–	–	CE	21

### Individual parts



10.0804	Z4	20 A	Plier insert	M4
10.0805	Z5	30 A	Plier insert	M5
10.0806	Z6	32 A	Plier insert	M6
10.0807	ESZ-WZ	–	Cross-slotted screwdriver	



### User information i112

[www.staubli.com/electrical](http://www.staubli.com/electrical)

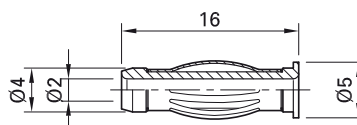


# Adapters

## Reducer adapter R4/2

Uninsulated, Ø 4 mm plug, made of brass, with spring-loaded MULTILAM. Ø 2 mm rigid

socket, accepting spring-loaded Ø 2 mm plugs (pluggable on both sides).



Order No.	Type	Rated voltage/current		
24.0110	R4/2	30 VAC / 25 A 60 VDC / 25 A	Au	



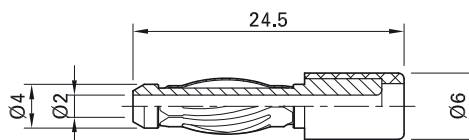
User information **i097**

[www.staubli.com/electrical](http://www.staubli.com/electrical)

## Reducer adapter R4/2-A

Insulated, Ø 4 mm plug, made of brass, with spring-loaded MULTILAM. Ø 2 mm rigid

socket in insulator accepting spring-loaded Ø 2 mm plugs (pluggable on both sides).



Order No.	Type	Rated voltage/current		*Standard colors
24.0106-*	R4/2-A	30 VAC / 25 A 60 VDC / 25 A	Au	21 22 23



Optional colors **24**

Further information, page 6



User information **i097**

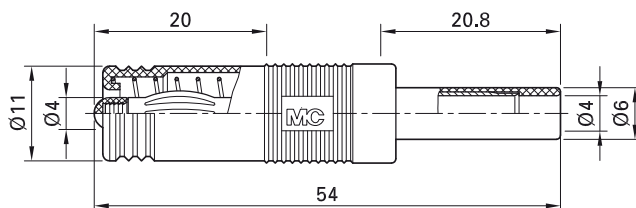
[www.staubli.com/electrical](http://www.staubli.com/electrical)



## Plug adapter A4/4-Z

Ø 4 mm plug, made of brass, with spring-loaded MULTILAM and retractable sleeve to prevent accidental contact.

Ø 4 mm rigid socket in insulator accepting spring-loaded Ø 4 mm plugs with rigid insulating sleeve.



Order No.	Type	Rated voltage/current		Standard colors
24.0116-22	A4/4-Z	30 VAC / 25 A 60 VDC / 25 A	Ni	22



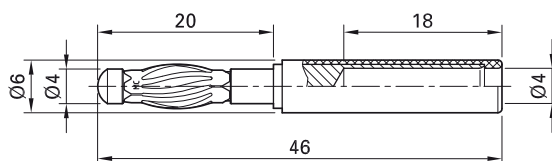
### User information i097

[www.staubli.com/electrical](http://www.staubli.com/electrical)

## Plug adapter LS410-I

Ø 4 mm plug, made of brass, with spring-loaded MULTILAM. Ø 4 mm rigid

socket in insulator accepting spring-loaded Ø 4 mm plugs with rigid insulating sleeve.



Order No.	Type	Rated voltage/current		*Standard colors
22.5163-*	LS410-I	30 VAC / 30 A 60 VDC / 30 A	Ni	21 22



### User information i098

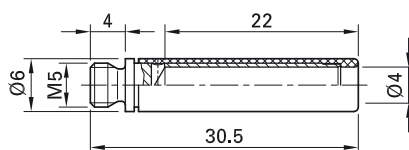
[www.staubli.com/electrical](http://www.staubli.com/electrical)



## Screw-in adapter B4-E-M5-I

Insulated screw-in adapter with M5 external thread for screw connection to threaded holes. Machined brass. Ø 4 mm rigid

socket in insulator accepting spring-loaded Ø 4 mm plugs with rigid insulating sleeve. Socket with internal slot for screwdriver.



Order No.	Type	Rated voltage/current	Thread		*Standard colors
23.1034-*	B4-E-M5-I	30 VAC / 30 A 60 VDC / 30 A	M5	Ni	21 22 23 24

### Component parts

24.5012-*	I-A2/4	Insulator
23.5085	B4-E-M5	Uninsulated adapter



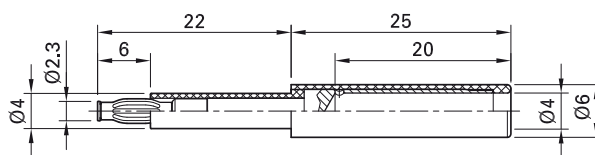
### User information i098

[www.staubli.com/electrical](http://www.staubli.com/electrical)

## Test plug PS2,3

Ø 2.3 mm plug, made of silver-plated brass with spring-loaded MULTILAM, suitable for installation terminals with threaded

holes M3. Ø 4 mm rigid socket in insulator accepting spring-loaded Ø 4 mm plugs with rigid insulating sleeve.



Order No.	Type	Rated voltage/current		*Standard colors
24.0100-*	PS2,3	30 VAC / 25 A 60 VDC / 25 A	Ag	21 22



### User information i097

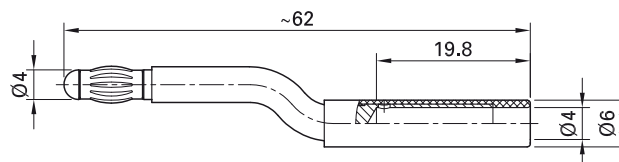
[www.staubli.com/electrical](http://www.staubli.com/electrical)



## Test plug A-SLK4-RG

Ø 4 mm, made of brass with spring-loaded MULTILAM for connecting into rail mounted terminals with Ø 4 mm sockets. Ø 4 mm rigid

socket in insulator accepting spring-loaded Ø 4 mm plugs with rigid insulating sleeve.



Order No.	Type	Rated voltage/current		Standard colors
24.0164-21	A-SLK4-RG	30 VAC / 25 A 60 VDC / 25 A	Ni	21

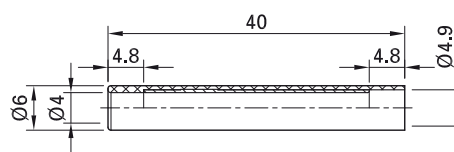


User information **i097**

[www.staubli.com/electrical](http://www.staubli.com/electrical)

## Lead coupler KK4/4

Insulated, made of brass. Both ends suitable for accepting spring-loaded Ø 4 mm plugs with rigid insulating sleeve.



Order No.	Type	Rated voltage/current		*Standard colors
24.0142-*	KK4/4	1000 V, CAT II / 32 A	Au	21  22  23  24



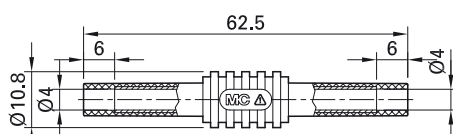
User information **i006**

[www.staubli.com/electrical](http://www.staubli.com/electrical)



## Lead coupler XHK

Insulated, made of brass. Both ends suitable for accepting spring-loaded Ø 4 mm plugs with rigid insulating sleeve.



Order No.	Type	Rated voltage/current		*Standard colors
66.9123-*	XHK	1000 V, CAT II / 32 A	CE c UL US	21 22 23 24 25



### User information i006

[www.staubli.com/electrical](http://www.staubli.com/electrical)



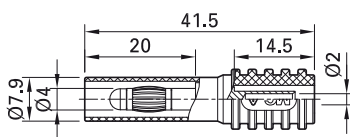
Optional colors 26 27 29

Further information, page 6

## Reducer adapter XA-2/4

Ø 4 mm plug, made of brass, with spring-loaded MULTILAM and with rigid insulating sleeve. Ø 2 mm rigid socket in insu-

lator accepting spring-loaded Ø 2 mm plugs with rigid insulating sleeve.



Order No.	Type	Rated voltage/current		*Standard colors
65.9192-*	XA-2/4	600 V, CAT III / 10 A	Ni CE	21 22 23



### User information i001

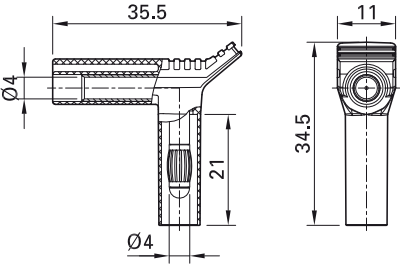
[www.staubli.com/electrical](http://www.staubli.com/electrical)



Right-angle plug adapter XWA-4/19

Insulated, made of brass. Ø 4 mm plug with spring-loaded MULTILAM and with rigid insulating sleeve and Ø 4 mm rigid socket accepting spring-loaded Ø 4 mm plugs with rigid insulating sleeve. This right-angle

plug adapter is suitable in particular for instruments with front panel sockets where the lead can be fitted with the maximum of convenience.



Order No.	Type	Rated voltage/current		*Standard colors
66.9694-*	XWA-4/19	1000 V, CAT II / 20 A 600 V, CAT III / 20 A	Ni C E	21 22 23



Optional colors 24 25 26 27 29

Further information, page 6



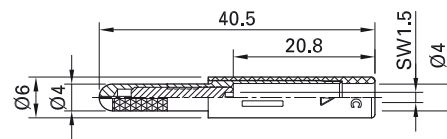
## Screw-clamping adapter A-SLK4...

Adapter, made of brass can be screw-mounted into Ø 4 mm sockets. The expandable Ø 4 mm plug of this adapter can be locked


into the socket by tightening the grub screw. Assembled, the adapter offers complete touch-proof protection. Ø 4 mm rigid

socket in insulator accepting spring-loaded Ø 4 mm plugs with rigid insulating sleeve.

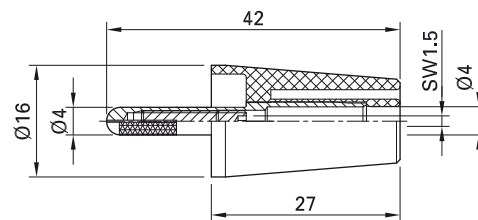
### A-SLK4-S



### A-SLK4



### A-SLK4-N



Order No.	Type	Rated voltage/current	User information		*Standard colors
24.0163-*	A-SLK4-S	1000 V, CAT II / 25 A	i011	Ni	21 22 23 24
24.0160-*	A-SLK4	1000 V, CAT II / 32 A	i010	Au	20 21 22 23 24 25 26 27 28 29
24.0161-*	A-SLK4-N	1000 V, CAT II / 32 A	i010	Ni	20 21 22 23 24 25 26 27 28 29



Optional colors 25 29

Further information, page 6



Hexagon wrench STS1,5: page 171



User information i010, i011

[www.staubli.com/electrical](http://www.staubli.com/electrical)



Assembly instructions MA115

[www.staubli.com/electrical](http://www.staubli.com/electrical)

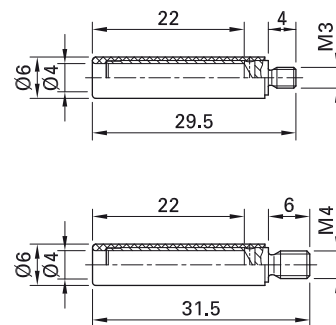
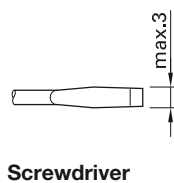


## Screw-in adapter B4-E-M...

Insulated, with external thread for screw connection to threaded holes. Machined brass.

Ø 4 mm rigid socket in insulator accepting spring-loaded Ø 4 mm plugs with rigid

insulating sleeve. Socket with internal slot for screwdriver.



Order No.	Type	Rated voltage/current	Thread		*Standard colors
23.1031-*	B4-E-M3-I	600 V, CAT II / 32 A	M3	Ni	21 22 23 24
23.1033-*	B4-E-M4-I	600 V, CAT II / 32 A	M4	Ni	21 22 23 24

### Component parts

24.5012-*	I-A2/4	Insulator (*Colors see B4-E-M...)
23.5076	B4-E-M3	Socket suitable for: B4-E-M3-I
23.5082	B4-E-M4	Socket suitable for: B4-E-M4-I



### User information i119

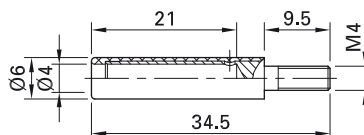
[www.staubli.com/electrical](http://www.staubli.com/electrical)



## Screw-in adapter LB4-G/M4

Insulated, with external thread for screw connection to threaded holes. Machined brass. Ø 4 mm rigid socket in insulator

accepting spring-loaded Ø 4 mm plugs with rigid insulating sleeve.



Order No.	Type	Rated voltage/current	Thread		*Standard colors
23.0280-*	LB4-G/M4	600 V, CAT II / 32 A	M4	Ni	21 22



### User information i119

[www.staubli.com/electrical](http://www.staubli.com/electrical)



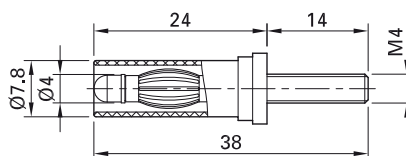
Optional colors 23 24

Further information, page 6

## Screw-in adapter SA400-VI

Insulated, with M4 threaded bolt for screw connection to threaded holes. Machined brass. Ø 4 mm MULTILAM plug with rigid

insulating sleeve. The adapter is supplied without fastening material.



Order No.	Type	Rated voltage/current		*Standard colors
24.0117-*	SA400-VI	600 V, CAT II / 32 A	Au	21 22



Optional colors 23 24 25 26 27 28 29

Further information, page 6



### User information i119

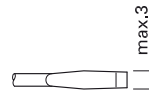
[www.staubli.com/electrical](http://www.staubli.com/electrical)



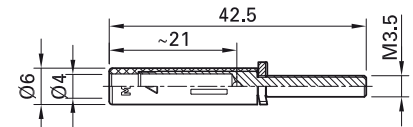
## Screw-in adapter A-SLK4-RS

Insulated, with M3.5 external thread for connecting to rail mounted terminals with M3.5 threaded holes. Machined brass. Ø 4 mm rigid socket in insulator accepting

spring-loaded Ø 4 mm plugs with rigid insulating sleeve. Socket with internal slot for screwdriver.



Screwdriver



Order No.	Type	Rated voltage/current		*Standard colors
24.0168-*	A-SLK4-RS	1000 V, CAT II / 25 A	Ni	21 22 23 24



Optional colors 25 26 29

Further information, page 6



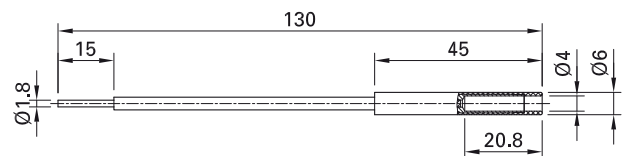
User information i009

[www.staubli.com/electrical](http://www.staubli.com/electrical)

## Adapter A-SLK4-R

Insulated flexible copper conductor, suitable for many types of screw clamp connections, e.g. rail mounted terminals. Ø 4 mm rigid

socket in insulator, made of brass, accepting spring-loaded Ø 4 mm plugs with rigid insulating sleeve.



Order No.	Type	Rated voltage/current		Standard colors
24.0162-21	A-SLK4-R	1000 V, CAT II / 32 A	Ni	21



User information i010

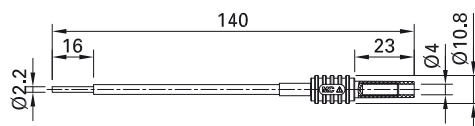
[www.staubli.com/electrical](http://www.staubli.com/electrical)



## Adapter XRKA

Insulated flexible copper conductor, suitable for many types of screw clamp connections, e.g. rail mounted terminals. Ø 4 mm rigid

socket in insulator, made of brass, accepting spring-loaded Ø 4 mm plugs with rigid insulating sleeve.



Order No.	Type	Rated voltage/current		*Standard colors										
66.9135-*	XRKA	1000 V, CAT II / 32 A	Ni	<table border="1"> <tr> <td>21</td> <td>22</td> <td>23</td> <td>24</td> <td>25</td> </tr> <tr> <td>26</td> <td>27</td> <td>29</td> <td></td> <td></td> </tr> </table>	21	22	23	24	25	26	27	29		
21	22	23	24	25										
26	27	29												



### User information i10

[www.staubli.com/electrical](http://www.staubli.com/electrical)



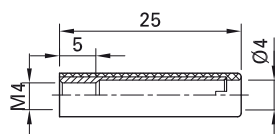
Optional colors 28

Further information, page 6

## Screw-on adapter B4-E-IM4-I

Insulated, with M4 internal thread for screw connection to threaded bolts. Machined brass. Ø 4 mm rigid socket in insulator accepting spring-loaded Ø 4 mm plugs with

rigid insulating sleeve. Socket with slotted head for screwdriver.



Order No.	Type	Rated voltage/current		*Standard colors
23.1035-*	B4-E-IM4-I	600 V, CAT II / 32 A	<div>Ni</div>	<div><div>21</div><div>22</div><div>23</div><div>24</div></div>

### Component parts

24.5012-*	I-A2/4	Insulator (*Colors see B4-E-M...)
23.5088	B4-E-IM4	Uninsulated adapter



### User information i119

[www.staubli.com/electrical](http://www.staubli.com/electrical)



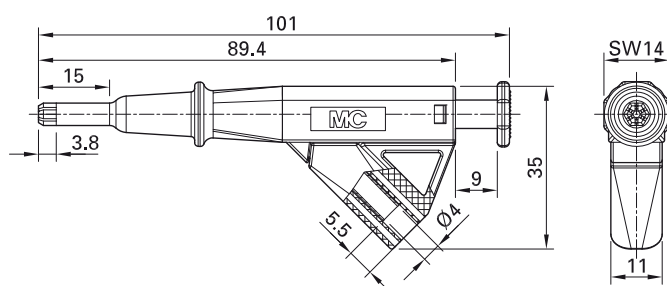
## Screw-clamping adapter VARIOGRIP-...

For fast, safe connection to screws/bolts with internal hexagon. Twisting the button on the back of the handle spreads the hexagonal tip so that the adapter fits firmly into internal hexagons with 5 mm or 6 mm wrench size. This results in multiple contact

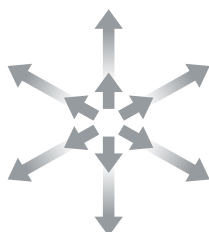

points that enable low contact resistance. The adapter can also be operated by hand when under load. The fixed Ø 4 mm socket in insulator is suitable for fitting spring-loaded Ø 4 mm plugs with rigid insulating sleeve.

### Two different designs:

- 5 mm design with gray button
- 6 mm design with black button



Order No.	Type	Rated voltage/current	Internal hexagon		*Standard colors
66.9055-*	VARIOGRIP-5	600 V, CAT IV / 24 A	5 mm	Ni C E	21 22 23
66.9056-*	VARIOGRIP-6	600 V, CAT IV / 24 A	6 mm	Ni C E	21 22 23



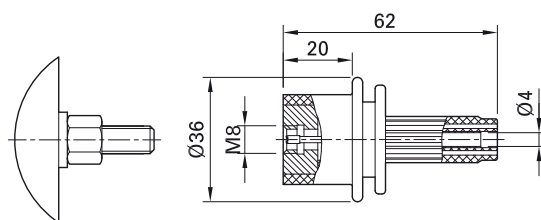


## Screw-on adapters GBSA/M...

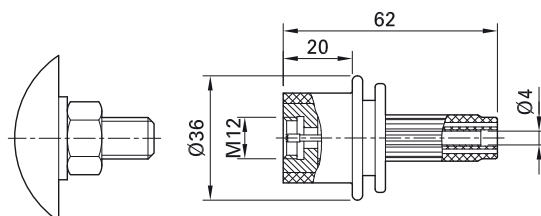
Insulated, with internal thread for rapid and safe contact to threaded bolts. Contact is made by a spring-loaded tip. Ø 4 mm rigid socket in insulator accepting spring-loaded

Ø 4 mm plugs with rigid insulating sleeve. Machined brass. Body nickel-plated, connecting socket and contact tip gold-plated.

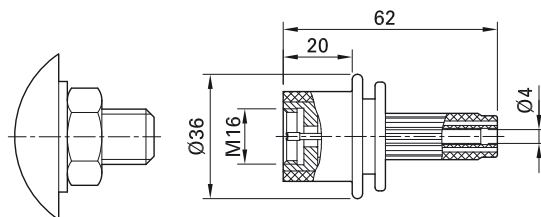
### GBSA/M8



### GBSA/M12



### GBSA/M16



Order No.	Type	Rated voltage/current	Thread		*Standard colors (only color ring)
20.2040-*	GBSA/M8	1000 V, CAT IV / 1 A	M8	<div>AuNi</div> <div>CE</div>	<div><div>2021222324</div><div>2526272829</div></div>
20.2000-*	GBSA/M12	1000 V, CAT IV / 1 A	M12	<div>AuNi</div> <div>CE</div>	<div><div>2021222324</div><div>2526272829</div></div>
20.2010-*	GBSA/M16	1000 V, CAT IV / 1 A	M16	<div>AuNi</div> <div>CE</div>	<div><div>2021222324</div><div>2526272829</div></div>



### User information i502

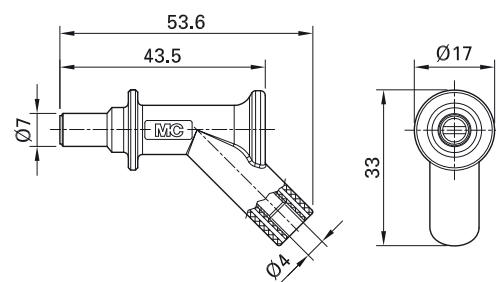
[www.staubli.com/electrical](http://www.staubli.com/electrical)



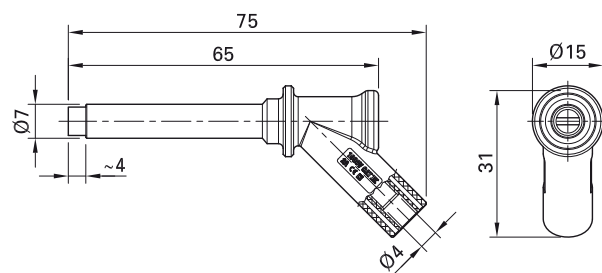

## Magnetic adapter XMA-...

For connection of screw heads with rigid Ø 4 mm socket in insulator, suitable for mating with spring-loaded Ø 4 mm plugs with rigid insulating sleeve.

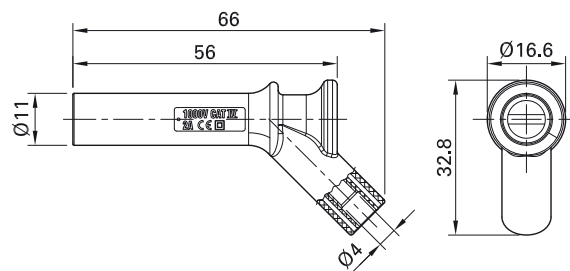
### XMA-7



### XMA-7L



### XMA-11



Order No.	Type	Rated voltage/current	Diameter of magnet		*Standard colors
66.9516-*	XMA-7	1000 V, CAT III / 2 A 600 V, CAT IV / 2 A	Ø 7 mm	Ni CE	21 22 23
66.9509-*	XMA-7L	1000 V, CAT IV / 2 A	Ø 7 mm	Ni CE	21 22 23
66.9515-*	XMA-11	1000 V, CAT IV / 2 A	Ø 11 mm	Ni CE	21 22 23 24 25 28 29



### User information i500

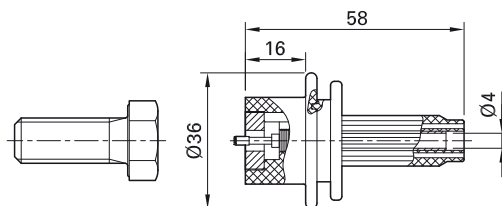
[www.staubli.com/electrical](http://www.staubli.com/electrical)



## Magnetic adapter MSA

Magnetic contact with spring-loaded tip to be used with magnetic steel bolts. Ø 4 mm rigid socket in insulator, made of brass, ac-

cepting spring-loaded Ø 4 mm plugs with rigid insulating sleeve. Connecting socket and contact tip are gold-plated.



Order No.	Type	Rated voltage/current		*Standard colors (only color ring)
20.2020-*	MSA	1000 V, CAT IV / 1 A	Au CE	<div>20 21 22 23 24 25</div> <div>26 27 28 29</div>



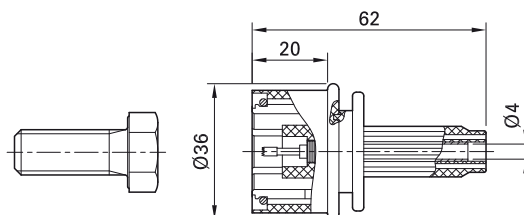
### User information i501

[www.staubli.com/electrical](http://www.staubli.com/electrical)

## Self-gripping adapter GKSA/M12

With spring-loaded tip for M12 hex. screw heads. Ø 4 mm rigid socket in insulator,

made of brass, accepting spring-loaded Ø 4 mm plugs with rigid insulating sleeve.



Order No.	Type	Rated voltage/current		*Standard colors (only color ring)
20.2030-*	GKSA/M12	1000 V, CAT IV / 1 A	Au CE	21



### User information i502

[www.staubli.com/electrical](http://www.staubli.com/electrical)



Optional colors 22 23 24 25 26 27 28 29

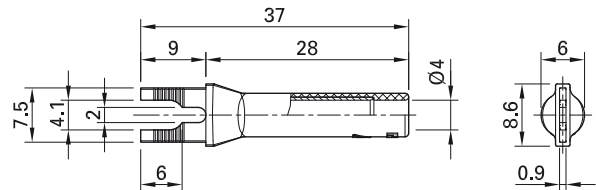
Further information, page 6



## Cable lug adapter B4-I/KS

Made of brass for permanent installation, e.g. for connecting screw terminals. Ø 4 mm rigid socket in insulator accepting

spring-loaded Ø 4 mm plugs with rigid insulating sleeve. Fork lug can be bent once to 90°.



Order No.	Type	Rated voltage/current		*Standard colors
23.0480-*	B4-I/KS	1000 V, CAT II / 20 A	Ni	21 22 23 24



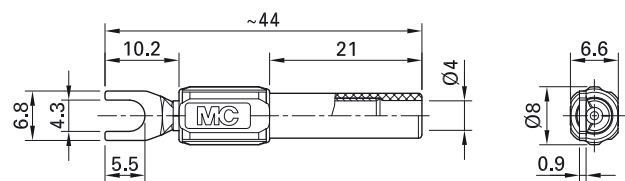
### User information i011

[www.staubli.com/electrical](http://www.staubli.com/electrical)

## Cable lug adapter XKS-4

Made of brass. Fork is made of tin-plated copper. For permanent installation, e.g. for connecting screw terminals. Ø 4 mm rigid

socket in insulator accepting spring-loaded Ø 4 mm plugs with rigid insulating sleeve.



Order No.	Type	Rated voltage/current		*Standard colors
66.9690-*	XKS-4	1000 V, CAT II / 20 A	Sn  <sup>1)</sup>	21 22 23

<sup>1)</sup> UL-Listing up to 10 A!



### User information i011

[www.staubli.com/electrical](http://www.staubli.com/electrical)



Optional colors 24 25 26 27 29

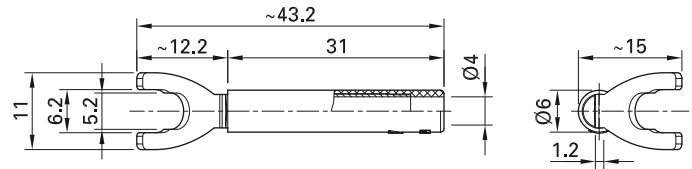
Further information, page 6



## Cable lug adapter B4-I/KA

Made of brass for permanent installation, e.g. for connecting screw terminals. Ø 4 mm rigid socket in insulator accepting

spring-loaded Ø 4 mm plugs with rigid insulating sleeve. Fork lug bent to an angle of 45°.



Order No.	Type	Rated voltage/current		*Standard colors
23.0440-*	B4-I/KA	1000 V, CAT II / 20 A	Au	21 22 23 24



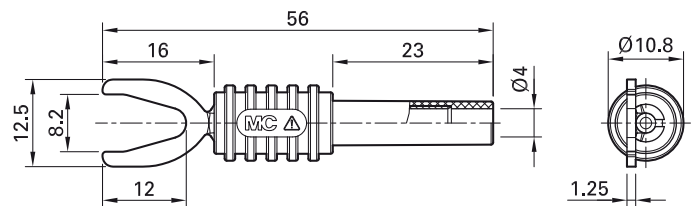
### User information i011

[www.staubli.com/electrical](http://www.staubli.com/electrical)

## Cable lug adapter XKS-A

Made of brass for permanent installation, e.g. for connecting screw terminals. Ø 4 mm rigid socket in insulator accepting

spring-loaded Ø 4 mm plugs with rigid insulating sleeve. Fork lug can be bent once to 45°.



Order No.	Type	Rated voltage/current		*Standard colors
66.9126-*	XKS-A	1000 V, CAT II / 20 A	Ni	21 22 23



### User information i011

[www.staubli.com/electrical](http://www.staubli.com/electrical)



Optional colors 24 25 26 27 29

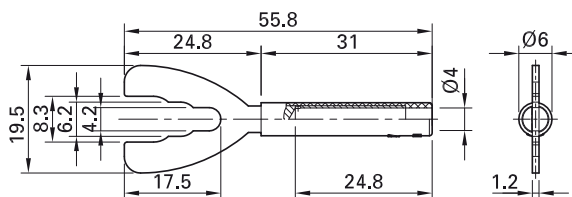

Further information, page 6



## Cable lug adapter B4-I/K

Made of brass for permanent installation, e.g. for connecting screw terminals. Ø 4 mm rigid socket in insulator accepting

spring-loaded Ø 4 mm plugs with rigid insulating sleeve.



Order No.	Type	Rated voltage/current		*Standard colors
23.5065-*	B4-I/K	1000 V, CAT II / 32 A	Au	21 22 23



### User information i010

[www.staubli.com/electrical](http://www.staubli.com/electrical)



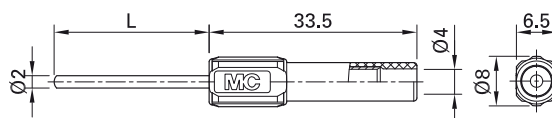
Optional colors 24

Further information, page 6

## Round brass pin ZPS-20/...

Solid, especially suitable for the screw connection to electricity meter clips. Ø 4 mm rigid socket in insulator, accepting

spring-loaded Ø 4 mm plugs with rigid insulating sleeve. Available in different lengths L.



Order No.	Type	Rated voltage/current	Length (L)		*Standard colors
66.9076-*	ZPS-20/25	600 V, CAT II / 19 A	25 mm	Ni	21 22 23 24 25 26 27
66.9082-*	ZPS-20/40	600 V, CAT II / 19 A	40 mm	Ni	21 22 23 24 25 26 27



### User information i004

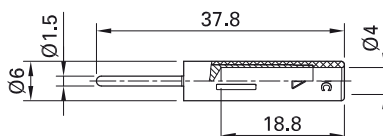
[www.staubli.com/electrical](http://www.staubli.com/electrical)



## Round brass pin B4-I/S1,5

Solid, especially suitable for the screw connection to electricity meter clips. Can be bent once to 90°. Ø 4 mm rigid socket in

insulator, accepting spring-loaded Ø 4 mm plugs with rigid insulating sleeve.



Order No.	Type	Rated voltage/current		*Standard colors
23.0240-*	B4-I/S1,5	1000 V, CAT II / 20 A	Ni	21 22 23 24



### User information i011

[www.staubli.com/electrical](http://www.staubli.com/electrical)



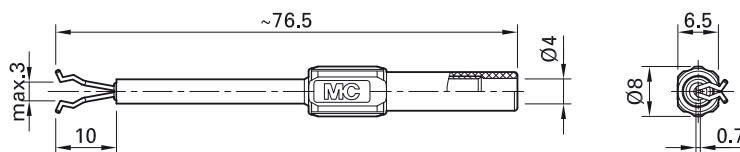
Optional colors 25

Further information, page 6

## Spring clip ZPK-45

For the quick connection to electricity meter clips. Spring clip bent to an angle of 45°. The shaft is insulated by a shrink-on sleeve.

Ø 4 mm rigid socket in insulator, accepting spring-loaded Ø 4 mm plugs with rigid insulating sleeve.



Order No.	Type	Rated voltage/current		*Standard colors
66.9044-*	ZPK-45	600 V, CAT II / 1 A	Ni	21 22



### User information i018

[www.staubli.com/electrical](http://www.staubli.com/electrical)



Optional colors 23 24 25 26

Further information, page 6

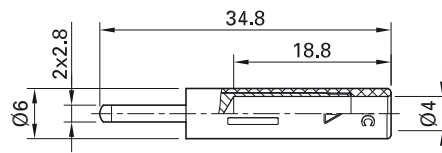


## Brass pin B4-I/S2,8x2

Solid, especially suitable for connecting to narrow-type relays. Ø 4 mm rigid socket in insulator, accepting spring-loaded Ø 4 mm

plugs with rigid insulating sleeve.

**Connecting pin: 2.8 mm x 2 mm.**



Order No.	Type	Rated voltage/current		*Standard colors
20.0010-*	B4-I/S2,8x2	1000 V, CAT II / 20 A	Ni	21 22 23 24



User information **i011**

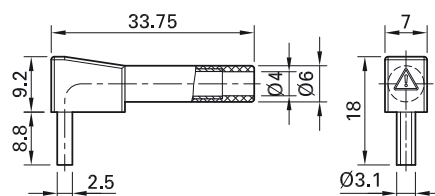
[www.staubli.com/electrical](http://www.staubli.com/electrical)

## Connecting pin SLB4-I/90-S

Rigid, right-angled to screw on to relay housings, distributor boxes etc. Conforms to protection class IP2X when installed. Ø 4 mm rigid socket in insulator, accept-

ing spring-loaded Ø 4 mm plugs with rigid insulating sleeve.

**Connecting pin: Ø 3.1 mm x 2.5 mm.**



Order No.	Type	Rated voltage/current		*Standard colors
49.7093-*	SLB4-I/90-S	1000 V, CAT II / 32 A	Ni	21 22 23



User information **i010**

[www.staubli.com/electrical](http://www.staubli.com/electrical)



## Fuse adapter PF/S4-...

For protection of electrical equipment in high energy low voltage systems. The adapter can be equipped with an efficient low voltage fuse which reliably isolates the circuit from the power grid in the event of excessively high-current load. Transparent fuse holder sleeve to accept a high-rating fuse 10 x 38 mm.

**The fuse is not supplied.**

### PF/S4-10x38-S

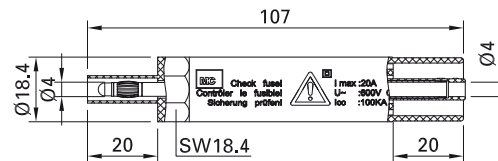
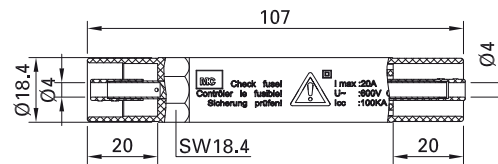


### PF/S4-BS-10x38-S



**PF/S4-10x38-S:** Two Ø 4 mm rigid sockets as terminal connection, accepting spring-loaded Ø 4 mm plugs with rigid insulating sleeve.

**PF/S4-BS-10x38-S:** One Ø 4 mm plug with rigid insulating sleeve and one rigid Ø 4 mm socket, to accept spring-loaded Ø 4 mm plugs with rigid insulating sleeve.



Order No.	Type	Rated voltage/current		*Standard colors
50.0295-*	PF/S4-10x38-S	600 V, CAT III / 16 A <sup>1)</sup>	CE	21
50.0296-*	PF/S4-BS-10x38-S	600 V, CAT III / 16 A <sup>1)</sup>	CE	21

<sup>1)</sup> Depends on the fuse used.



Optional colors **22**

Further information, page 6



**High breaking capacity fuse: page 173**



**User information i069**

[www.staubli.com/electrical](http://www.staubli.com/electrical)



**Assembly instructions MA114**

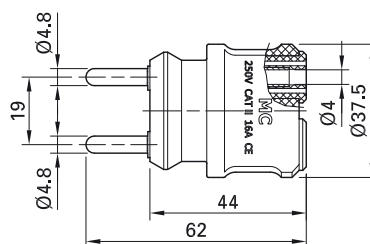
[www.staubli.com/electrical](http://www.staubli.com/electrical)



## Adapter A-NETZ/SLK4

For connecting standard power sockets. For connecting phase and neutral conductor, this adapter has two Ø 4 mm rigid sockets at

rear, accepting spring-loaded Ø 4 mm plugs with rigid insulating sleeve.

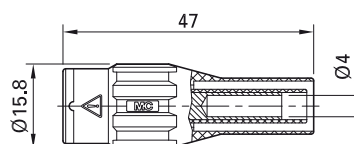


Order No.	Type	Rated voltage/current		Standard colors
24.0145-28	A-NETZ/SLK4	250 V, CAT II / 16 A	CE	28

## Adapter XM-B

One-pole, with touch-protected BNC male connector linked to a Ø 4 mm rigid socket, accepting spring-loaded Ø 4 mm plugs with

rigid insulating sleeve. The contact pin of the BNC plug connector is in gold-plated brass.



Order No.	Type	Rated voltage/current		*Standard colors
67.9799-*	XM-B	600 V, CAT II 300 V, CAT III	Au Ni CE	21 22



User information **i013**

[www.staubli.com/electrical](http://www.staubli.com/electrical)



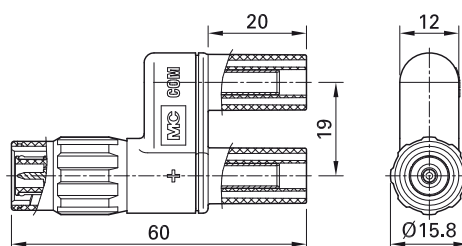
## Adapter X.../4

Two-pole touch-protected adapters with Ø 4 mm connectors linked to the BNC system. Versions with BNC male or female

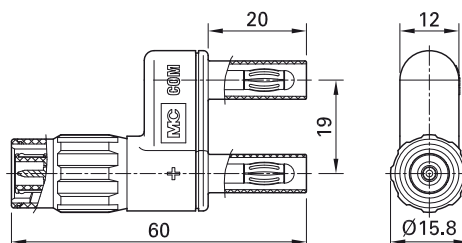
connector and rigid Ø 4 mm sockets or Ø 4 mm MULTILAM plugs with rigid insulating sleeve. The contact pins and sockets of

the inner conductor of the BNC plug connector are in gold-plated brass.

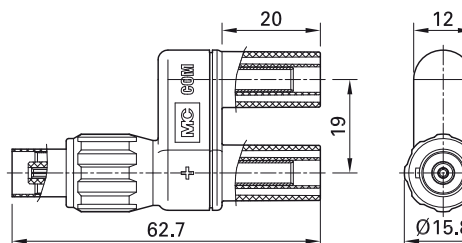
### XM-BB/4



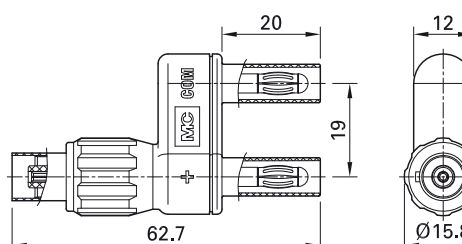
### XM-SS/4



### XF-BB/4



### XF-SS/4



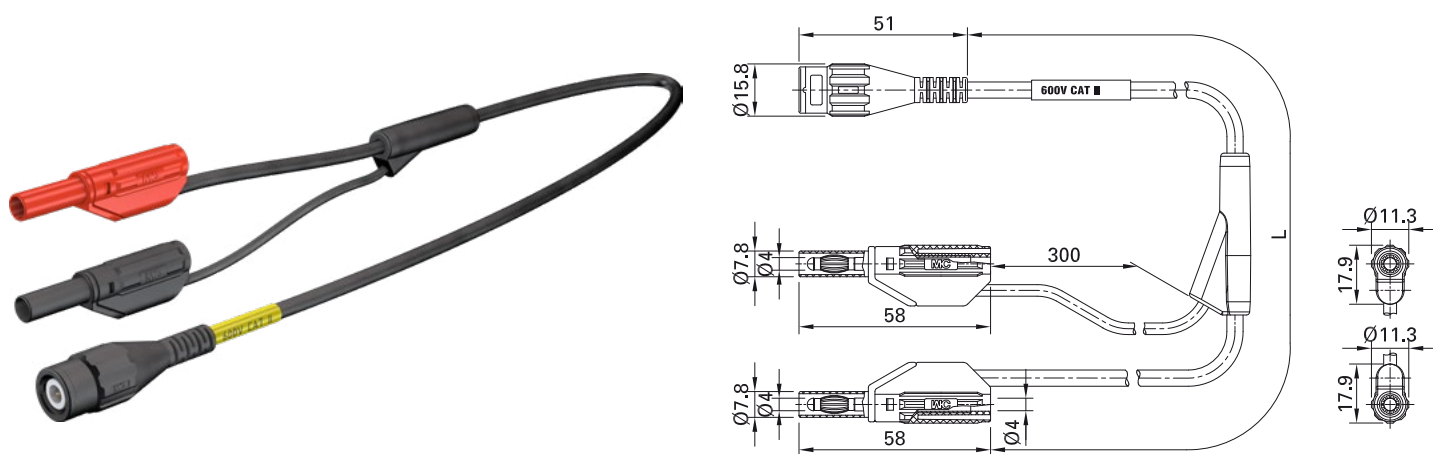
Order No.	Type	Rated voltage	BNC connectors	Ø 4 mm connectors		Standard colors
67.9536-21	XM-BB/4	1000 V, CAT II 600 V, CAT III	BNC male connector	Ø 4 mm sockets	Au Ni CE UL	21
67.9535-21	XM-SS/4	1000 V, CAT II 600 V, CAT III	BNC male connector	Ø 4 mm plugs	Au Ni CE UL	21
67.9538-21	XF-BB/4	1000 V, CAT II 600 V, CAT III	BNC female connector	Ø 4 mm sockets	Au Ni CE UL	21
67.9537-21	XF-SS/4	1000 V, CAT II 600 V, CAT III	BNC female connector	Ø 4 mm plugs	Au Ni CE UL	21



## Adapter lead XLAM-446/SC...

Highly flexible, fully shielded adapter leads. One end with coaxial cable with touch-protected BNC male connector, other end with

stackable Ø 4 mm MULTILAM plugs with rigid insulating sleeve.



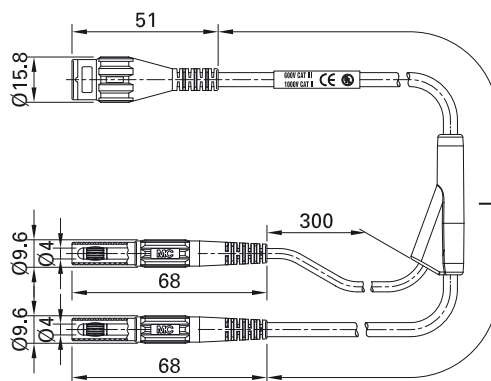
Order No.	Type	Rated voltage	Lead		Lead lengths L [cm]
67.9800-□	XLAM-446/SC	600 V, CAT II 300 V, CAT III	PVC RG58	Au Ni CE UL	100 160
67.9868-□	XLAM-446/SC/SIL	600 V, CAT II 300 V, CAT III	SIL SILI-SC 0,5/1,0	Au Ni CE UL	100 160



## Adapter lead XLAM-414/SC...

Highly flexible, fully shielded adapter leads.  
One end with coaxial cable with touch-protected BNC male connector, other end with

in-line Ø 4 mm MULTILAM plugs with rigid insulating sleeve.



Order No.	Type	Rated voltage	Lead		Lead lengths L [cm]
67.9842- <input type="text"/>	XLAM-414/SC	1000 V, CAT II 600 V, CAT III	PVC RG58	Au Ni CE UL	100 160
67.9867- <input type="text"/>	XLAM-414/SC/SIL	1000 V, CAT II 600 V, CAT III	SIL SILI-SC 0,5/1,0	Au Ni CE UL	100 160



# Component holders

## SKP4-...P/38

Component holders for safe use in the laboratory and in education. The system consists of the experimental circuit board SET4 for mounting the component holders SKP4-... The components are visible

in the transparent housing of the component holders.

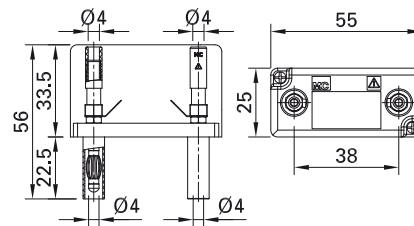
- Ø 4 mm plug connection system
- Protection degree IP2X
- Simple assembly

## Component holder SKP4-2P/38

Two-pole, to plug onto the experimental board SET4 (socket spacing: 38 mm). With Ø 4 mm sockets at the rear. The individual components are soldered in place. Printed circuit boards made by the customer can

also be screw-mounted (for dimensions see assembly instructions). Simple assembly with standard tool.

**Touch protection IP2X.**



Order No.	Type	Rated voltage/current		Standard colors
50.0031-33	SKP4-2P/38	600 V, CAT II / 5 A	Ni	33



Assembly instructions MA551

[www.staubli.com/electrical](http://www.staubli.com/electrical)



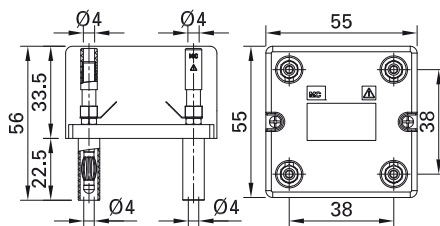
## Component holder SKP4-4P/38

Four-pole, to plug onto the experimental board SET4 (socket spacing: 38 mm). With Ø 4 mm sockets at the rear. The individual

components are soldered in place. Printed circuit boards made by the customer can also be screw-mounted (for dimensions see

assembly instructions). Simple assembly with standard tool.

**Touch protection IP2X.**



**Assembly instructions MA551**

[www.staubli.com/electrical](http://www.staubli.com/electrical)

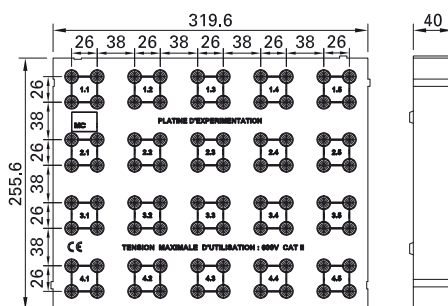

Order No.	Type	Rated voltage/current		Standard colors
50.0032-33	SKP4-4P/38	600 V, CAT II / 5 A	Ni	33

## Safety experimental circuit board SET4


With 80 Ø 4 mm sockets (20 contacts, each with 4 sockets) for mounting the component holders SKP4-..P/38 or for plugging-in test leads with spring-loaded Ø 4 mm plugs with

rigid insulating sleeve. Several boards can be mounted together.

**Touch protection IP2X.**



Order No.	Type	Rated voltage/current		Standard colors
50.0033-29	SET4	600 V, CAT II / 5 A	Ni C E	29



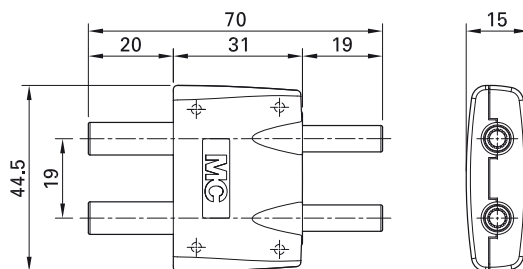


## Component holder XKH-4/19/...

To connect individual components with Ø 4 mm test leads. The components are clearly visible in the transparent adapter housing, which is therefore ideally suited for

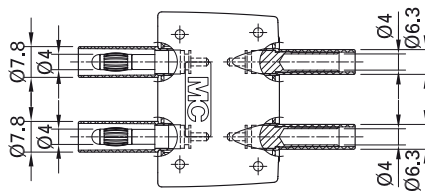
instructional use. The components in the adapter casing are provided with soldered connections, and the casing is screwed together. Available in various versions with

combinations of Ø 4 mm plugs and sockets. Metal parts made of brass.



## Component holder XKH-4/19/A

Version with two spring-loaded Ø 4 mm plugs with rigid insulating sleeve and two rigid sockets.



Order No.	Type	Rated voltage/current		Standard colors
66.9045-33	XKH-4/19/A	600 V, CAT II / <sup>1)</sup>	Ni	33

<sup>1)</sup> Dependent on the component inserted.



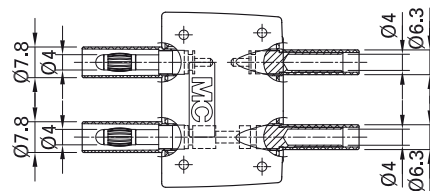
Assembly instructions MA524

[www.staubli.com/electrical](http://www.staubli.com/electrical)



## Component holder XKH-4/19/B

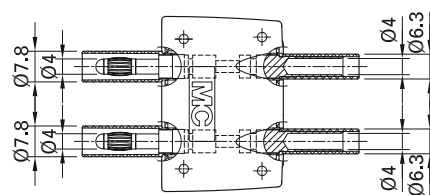
Version with one spring-loaded Ø 4 mm plug with rigid insulating sleeve, one rigid socket, and one combined plug-socket.



Order No.	Type	Rated voltage/current		Standard colors
66.9046-33	XKH-4/19/B	600 V, CAT II / <sup>1)</sup>	Ni	33

## Component holder XKH-4/19/C

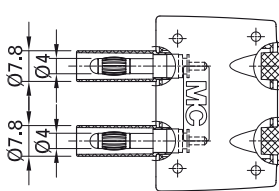
Version with two plug sockets, each consisting of a spring-loaded Ø 4 mm plug with rigid insulating sleeve and a Ø 4 mm rigid socket at rear.



Order No.	Type	Rated voltage/current		Standard colors
66.9047-33	XKH-4/19/C	600 V, CAT II / <sup>1)</sup>	Ni	33

## Component holder XKH-4/19/D

Version with two spring-loaded Ø 4 mm plugs with rigid insulating sleeve and two stoppers.



Order No.	Type	Rated voltage/current		Standard colors
66.9049-33	XKH-4/19/D	600 V, CAT II / <sup>1)</sup>	Ni	33



Assembly instructions MA524

[www.staubli.com/electrical](http://www.staubli.com/electrical)

<sup>1)</sup> Dependent on the component inserted.



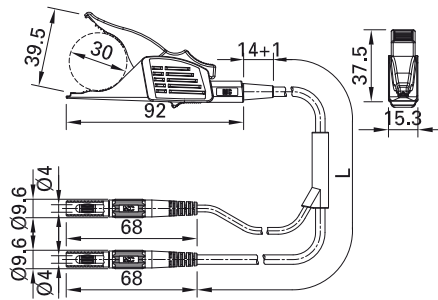
# Kelvin test leads

## Kelvin test lead XDK-KELVIN

One end with Kelvin dolphin clip with all-round insulation, robust, strong-jawed and with surface for fine wire, offering a versatile

range of connecting possibilities. The other end with Ø 4 mm MULTILAM plugs with rig-



id insulating sleeve. Highly flexible, silicone-insulated coaxial cable.



User information **i058**

[www.staubli.com/electrical](http://www.staubli.com/electrical)


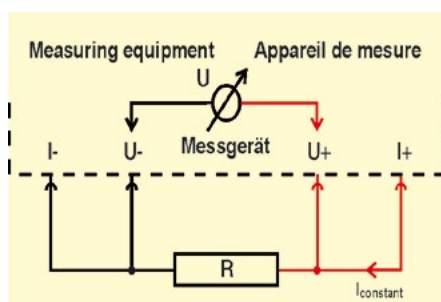
Order No.	Type	Rated voltage	Lead		Lead length L [cm]
66.9795-250	XDK-KELVIN	1000 V, CAT II / 20 A	<span>SIL</span> 2 x 1,0 mm <sup>2</sup>	<span>Ni</span> <span>CE</span>	<span>250</span>



## Principle of the four-wire or Kelvin measurement

A defined current  $I_{\text{constant}}$  flows through the resistance  $R$ , coming from a constant current source. The voltage  $U$  over the resistance  $R$  can be very accurately measured,

as due to the high inner resistance of the voltmeter, the voltage drop on the circuits can be disregarded (see sketch). According to Ohm's law  $R = U / I_{\text{constant}}$ .

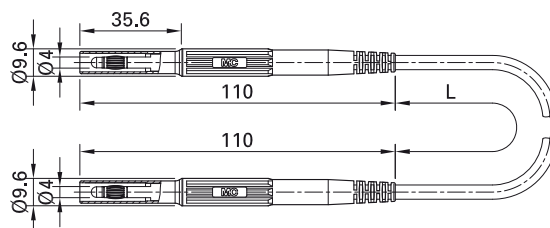




# Special test accessories for use with insulation testing instruments up to 5 kV

## Test lead XHM-5000

Highly flexible, with in-line Ø 4 mm MULTILAM plug with rigid insulating sleeve on both ends.



Order No.	Type	Rated voltage/current	Lead		Lead length [cm]	*Standard colors
66.9425-150*	XHM-5000	1000 V, CAT IV 5 kV <sup>1)</sup> / 10 A	TPE 0,5 mm <sup>2</sup>	Ni CE	150	21 22 23



### User information i079

[www.staubli.com/electrical](http://www.staubli.com/electrical)



Optional lengths on demand

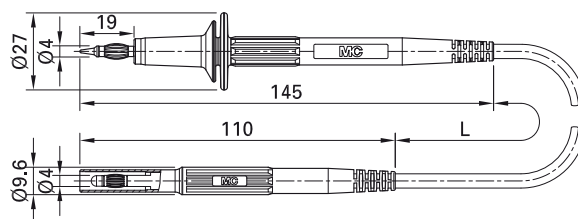
Further information, page 6

## Test lead XHL-5000

Highly flexible. One end with Ø 4 mm test probe with spring-loaded MULTILAM, the

other end with in-line Ø 4 mm MULTILAM plug with rigid insulating sleeve. Supplied

with protective cap.



Order No.	Type	Rated voltage/current	Lead		Lead length [cm]	*Standard colors
66.9426-150*	XHL-5000	5 kV <sup>1)</sup> / 10 A	TPE 0,5 mm <sup>2</sup>	Ni CE	150	21 22 23



### User information i109

[www.staubli.com/electrical](http://www.staubli.com/electrical)



Optional lengths on demand

Further information, page 6

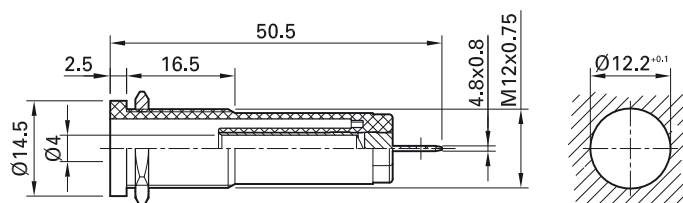
<sup>1)</sup> Output voltage of test instruments, e.g. insulation testers



## Socket XHB-5000

Insulated, rigid, Ø 4 mm for high voltages, to accept test leads XHM-5000 and XHL-5000. For safety reasons, the socket is not compat-

ible with any other Ø 4 mm plugs in our range.  
**Flat connecting tab 4.8 mm x 0.8 mm.**



Order No.	Type	Rated voltage/current		*Standard colors
66.9427-*	XHB-5000	1000 V, CAT IV 5 kV <sup>1)</sup> / 10 A	Au	21 22 23

<sup>1)</sup> Output voltage of test instruments, e.g. insulation testers



### User information i079

[www.staubli.com/electrical](http://www.staubli.com/electrical)



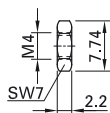
## ASSEMBLY MATERIAL AND ACCESSORIES

# Assembly material and accessories

### Hexagonal nuts MU.../M... GEW.12-MUTTER

For installing and connecting our panel-mount sockets and terminals.

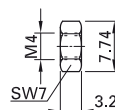
**MU0,5D/M4N**



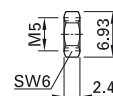
**MU0,8D/M4**



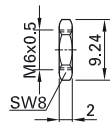
**MU0,8D/M4N**



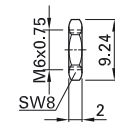
**MU/M5**



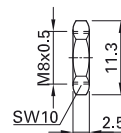
**MU/M6x0,5**



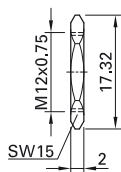
**MUE/M6x0,75**



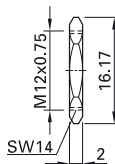
**MU/M8x0,5**



**MU/M12x0,75**



**GEW.12-MUTTER**




Order No.	Type	Wrench size	Thread	
22.6610	MU0,5D/M4N	SW7	M4	Ni
22.6509	MU0,8D/M4	SW7	M4	Au
22.6539	MU0,8D/M4N	SW7	M4	Ni
23.5103	MU/M5	SW6	M5	Ni
23.5104	MU/M6x0,5	SW8	M6x0.5	Ni
50.2008	MUE/M6x0,75	SW8	M6x0.75	Ni
23.5112	MU/M8x0,5	SW10	M8x0.5	Ni
23.5118	MU/M12x0,75	SW15	M12x0.75	Ni
66.9679	GEW.12-MUTTER	SW14	Gew. 12	Ni



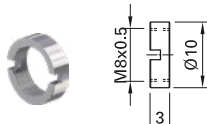
## Round nuts MUR...

For installing and connecting our panel-mount sockets and terminals.


**MUR/M6x0,5**




**MUR/M8x0,5**



**MUR/M12x0,75**



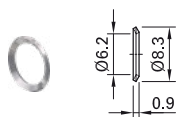
**MUR-S/M12x0,75**



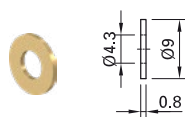
Order No.	Type	Suitable tube spanner	Thread	
23.5100	MUR/M6x0,5	SS2	M6x0.5	Ni
23.5110	MUR/M8x0,5	SS4	M8x0.5	Ni
23.5120	MUR/M12x0,75	SS425	M12x0.75	Ni
23.5116	MUR-S/M12x0,75	SS425	M12x0.75	Ni

## Washers SP2 U/M4 U/4,3x12 SSP4 SP4

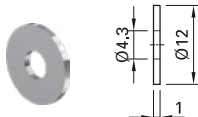
**SP2**



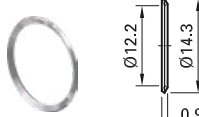
**U/M4**



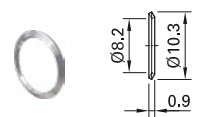
**U/4,3x12**



**SSP4**



**SP4**

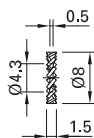


Order No.	Type	
23.5105	SP2	Ni
22.6511	U/M4	Au
22.6516	U/4,3x12	Sn
23.5108	SSP4	Ni
23.5107	SP4	Ni

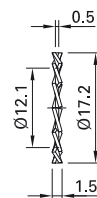


## Spring washers FS/M...

FS/M4



FS/M12

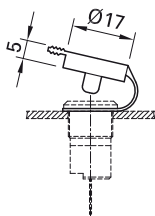


Order No.	Type	
22.6533	FS/M4	
23.5117	FS/M12	Ni

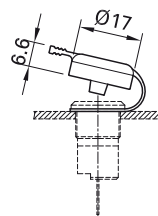
## Protective cap SCHUDE-SLB SD-XUB

To cover up unplugged, unused sockets.

SCHUDE-SLB



SD-XUB



Order No.	Type	Suitable for socket types	Protection degree	Standard colors
23.5140-33	SCHUDE-SLB	SEB4..., SLB4..., XE..-1R(R)	IP65	33
66.1020-21	SD-XUB	XUB-G, XEP...	IP67	21



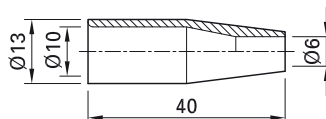
Assembly instructions MAH560 (SD-XUB)

[www.staubli.com/electrical](http://www.staubli.com/electrical)



## Safety hood SCHUKA-SLB

Designed for a touch-protected cover-up of connecting parts of sockets.

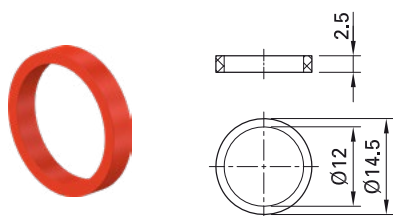


Order No.	Type	Suitable for socket types	Standard colors
23.5142-33	SCHUKA-SLB	SEB4..., SLB4..., XE...-1R(R)	33

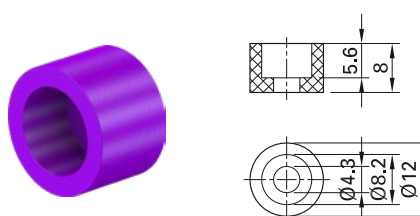
## Spacer sleeves XAS-1R ID-SAB4-G

To increase the height of the mounting position of sockets and terminals.

### XAS-1R



### ID-SAB4-G



Order No.	Type	Suitable for socket types	*Standard colors
66.9151-*	XAS-1R	SEB4..., SLB4..., XE...-1R(R)	21 22 23 24
23.5039-*	ID-SAB4-G	SAB4-G	21 22 23 24 25 26 27 28 29



Optional colors 25

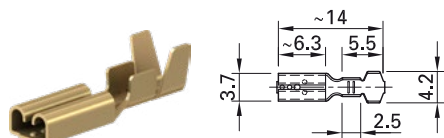
Further information, page 6



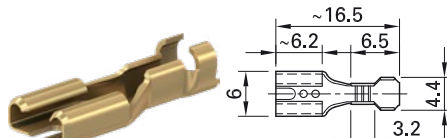
## Flat connecting receptacles FSH...

Gold-plated, for sockets with flat connecting tabs.

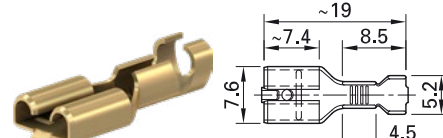
**FSH2,8x0,8**



**FSH4,8x0,8**



**FSH6,3x0,8**



Order No.	Type	Suitable for flat connecting tab	Connectable conductor cross-section	
<b>23.5200</b>	FSH2,8x0,8	2,8 mm × 0,8 mm	0.5 mm <sup>2</sup> ... 1.0 mm <sup>2</sup>	<b>Au</b>
<b>23.5201</b>	FSH4,8x0,8	4,8 mm × 0,8 mm	0.5 mm <sup>2</sup> ... 1.0 mm <sup>2</sup>	<b>Au</b>
<b>23.5203</b>	FSH6,3x0,8	6,3 mm × 0,8 mm	1.0 mm <sup>2</sup> ... 2.5 mm <sup>2</sup>	<b>Au</b>

## Tube spanners SS...

Special wrench for tightening and unscrewing round nuts or for use as anti-twist wrench for our touch-protected sockets.

**SS2**



**SS6**



**SS425**



Order No.	Type	To fit round nuts / socket
<b>25.0022</b>	SS2	XEB-..., SLB4-..., SAB4-...
<b>25.0020</b>	SS425	MUR/M12x0,75, MUR-S/M12x0,75
<b>25.0023</b>	SS2-S	SLB2-...
<b>25.0021</b>	SS4	MUR/M8x0,5
<b>14.5008</b>	SS6	M18x1



## Hexagonal wrenches STS1,5

Uninsulated type (hexagonal 1.5 mm).



Order No.	Type	Version
25.0035	STS1,5	uninsulated

## Press-in tools MB...

Steel assembly mandrels for our press-fit sockets.

**MB1**



**MB2**



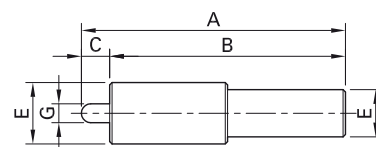
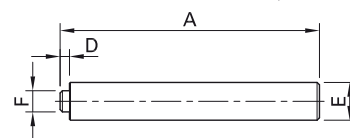
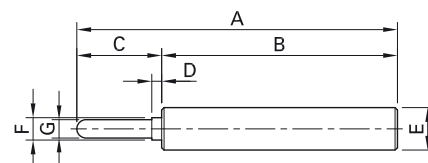
**MB4**



**MB2-S**



**MB4-S**



Order No.	Type	Suitable for socket types	Dimensions (mm)						
			A	B	C	D	E	F	G
25.0030	MB1	EB1	56.9	50	6.9	0.9	Ø 5	Ø 2.4	Ø 1
25.0031	MB2	LB2, EPB-2N/S, EB2, EB2-A	63.5	50	13.5	1.6	Ø 7	Ø 3	Ø 1.9
25.0028	MB2-S	SEB2-...	55	53	–	2	Ø 8	Ø 4.5	–
25.0032	MB4	EB4-...	68	50	18	2.1	Ø 9	Ø 4.75	Ø 3.9
25.0033	MB4-S	XEP..., SEB4-..., XUB-G	56	50	6	–	Ø 10/13	–	Ø 4



## Insulation stripping pincers STRIPAX

With automatic adaptation to wire cross-section and with wire-cutter for cross-sections up to 4 mm<sup>2</sup>.



Order No.	Type	Wire cross-section range	Overall length	Weight
25.0015	STRIPAX	0.5 mm <sup>2</sup> ... 4 mm <sup>2</sup> (AWG 20 - 11)	200 mm	145 g

### Accessories

25.5015	STRIPAX/M	Spare blade
---------	-----------	-------------

## Crimping pliers PZK3

For end-sleeves from 0.5 mm<sup>2</sup> up to 16 mm<sup>2</sup>. Suitable specially for LS425-SL or LS425-SL/N.



Order No.	Type	Overall length	Weight
25.0018	PZK3	228 mm	236 g

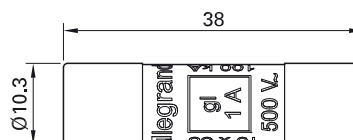


## HBC type fuses G..A-SV FLU-11 DMI...

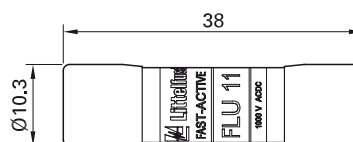
Can safely break extremely high short-circuit currents. The very low internal resistance permits the measurement of resistance and

current. Types FLU-11 and DMI-...A with UL approval.

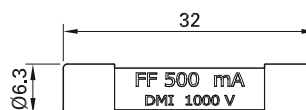
### G..A-SV



### FLU-11



### DMI-...A



Order No.	Type	Fuse rating	Fuse dimensions	Breaking capacity	
51.0011	G1A-SV	1 A	10 x 38 mm	100 kA (500 VAC)	
51.0012	G2A-SV	2 A	10 x 38 mm	100 kA (500 VAC)	
51.0013	G4A-SV	4 A	10 x 38 mm	100 kA (500 VAC)	
51.0014	G6A-SV	6 A	10 x 38 mm	100 kA (500 VAC)	
51.0016	G10A-SV	10 A	10 x 38 mm	100 kA (500 VAC)	
51.0018	G16A-SV	16 A	10 x 38 mm	100 kA (500 VAC)	
51.0019	G20A-SV	20 A	10 x 38 mm	100 kA (500 VAC)	
69.0011	FLU-11	11 A	10 x 38 mm	20 kA (1000 VAC/DC)	
69.0012	DMI-0,5A	0,5 A	6.3 x 32 mm	30 kA (1000 VAC/DC)	
69.0013	DMI-1,6A	1,6 A	6.3 x 32 mm	30 kA (1000 VAC/DC)	

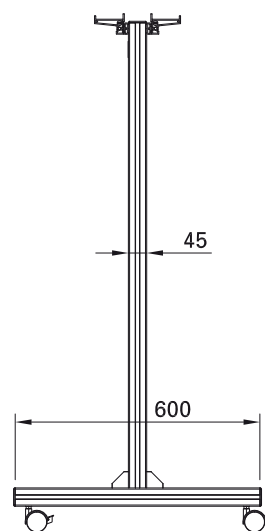
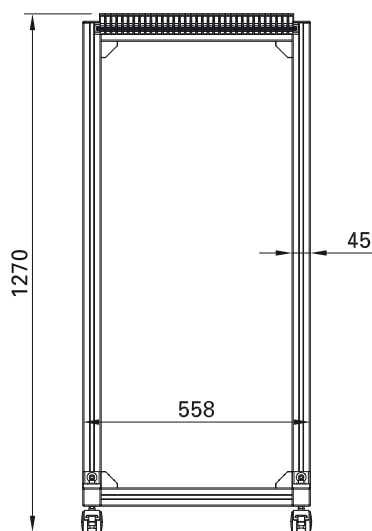


## Test lead holders LKW2-N

Trolley made of anodized aluminium square section tube for orderly storage of test leads. 2 lead holders (length: 50 cm), each with 34 plastic brackets. For efficient packing,

the trolley is supplied disassembled.

**The test leads are not supplied!**



Order No.	Type
64.9284	LKW2-N



## Test lead holders MH-1/...

Holder for orderly storage of test leads. C-profile rails, made of anodized aluminum of different lengths (type MPS-...) can be used as a carrier for hanger modules MPK-10. Integral spacers maintain a set

spacing of 4 mm. When necessary, the spacers can be taken away easily to store leads with smaller diameters. For thicker leads, the holders can be moved accordingly in the C-profile rail.

**MH-1...**



**MPS-...**



Order No.	Type	Length	Number of hangers
64.9242-020	MH-1/200	20 cm	12
64.9243-025	MH-1/250	25 cm	16
64.9244-033	MH-1/330	33 cm	21
64.9245-050	MH-1/500	50 cm	34
64.9246-075	MH-1/750	75 cm	52
64.9247-100	MH-1/1000	100 cm	69

### Component parts

64.9235	MPK-10	Hanger module
64.9236-020	MPS-200	C-profile rail suitable for: MH-1/200
64.9237-025	MPS-250	C-profile rail suitable for: MH-1/250
64.9238-033	MPS-330	C-profile rail suitable for: MH-1/330
64.9239-050	MPS-500	C-profile rail suitable for: MH-1/500
64.9240-075	MPS-750	C-profile rail suitable for: MH-1/750
64.9241-100	MPS-1000	C-profile rail suitable for: MH-1/1000



# Index

## Sort by type

Type	Page
A2/4	44
A4/4-Z	135
AB200	131
AGK20	125
AGK40	42
AK205/405-BK	45
AK205/410	44
AK410-L/B-41/A	53
A-NETZ/SLK4	155
APK-4	125
A-SLK4	140
A-SLK4-N	140
A-SLK4-R	143
A-SLK4-RG	137
A-SLK4-RS	143
A-SLK4-S	140
B4-E-IM4	144
B4-E-IM4-I	144
B4-E-M3	141
B4-E-M3-I	141
B4-E-M4	141
B4-E-M4-I	141
B4-E-M5	136
B4-E-M5-I	136
B4-I/K	151
B4-I/KA	150
B4-I/KS	149
B4-I/S1,5	152
B4-I/S2,8x2	153
B-EB2	29
B-EB2-A	29
B-EB2-F	30
B-EB4	83
B-EB4-A	84
B-EB4-A/N	84
B-EB4-B	85
B-EB4-C	86
BI-LB2-IF	31
BI-LB4-R/I	88
BI-LB-I2R	31
BI-LB-I4/2P	94
BI-LB-I4Q	90

Type	Page
BI-LB-I4R	89
BI-LB-I4R-A	91
BI-LB-I4R-B	90
BI-LB-IF2R	32
BI-LB-IF4R	93
BI-LB-IF4R-A	92
BL2-6/20-0,65	33
BL2-6/20/A	33
BL2-12/20-0,65	33
BL2-12/20/A	33
B-LB4-R	87
B-LB4-R/A	87
BT400	118
DMI-0,5A	173
DMI-1,6A	173
EB1	11
EB2	29
EB2-A	29
EB2-F	30
EB4	83
EB4-A	84
EB4-A/N	84
EB4-B	85
EB4-C	86
EBI-40	88
EPB-2N/S	28
ESZ-WZ	133
FAL	52
FLU-11	173
FML	50
FSH2,8x0,8	170
FSH4,8x0,8	170
FSH6,3x0,8	170
FS/M4	168
FS/M12	168
G1A-SV	173
G2A-SV	173
G4A-SV	173
G6A-SV	173
G10A-SV	173
G16A-SV	173
G20A-SV	173



Type	Page
GBSA/M8	146
GBSA/M12	146
GBSA/M16	146
GEW.12-MUTTER	166
GKSA/M12	148
GL-438	73
GRIP-A	124
GRIP-B/50	123
GRIP-B/100	123
GRIP-B/200	123
GRIP-CI	129
GRIP-DI	130
GRIP-ESZ	133
GRIP-ESZ4	133
GRIP-ESZ5	133
GRIP-ESZ6	133
GRIP-F	132
GRIP-FMA	132
HC200-2G	121
HP-150/A	117
I-A2/4	136, 141, 144
ID-SAB4-G	169
I-EB1	11
I-EB2	29, 30
I-EB4	83, 84, 86
I-EB4-B	85
K-41	80
K-41/A	80
KK4/4	137
KLS4	73
KPS1	12
KPS1/B2	41
KS2-5,08L	39
KS2-5,08L/1A/A	38
KS2-5,08L/1A/N	38
KS2-6L/A	37
KS2-6L/N	37
KS2-10L	39
KS2-10L/1	39
KS2-12L/1SA/A	38
KS2-12L/1SA/N	38
KS2-12L/A	37

Type	Page
KS2-12L/N	37
KS4-11L/1A/A	110
KS4-11L/1A/N	110
KS4-14	112
KS4-14LA/A	110
KS4-14LA/N	110
KS4-19	112
KS4-19L	111
KS4-19L/1	111
KT1-S	10
KT2-F	20
KT2-S	21, 23
KT4-B	68
KT205	18, 19
KT205-S	21, 22, 25, 26
KT410	66
KT410-BK	80
KT425-A	65, 66, 67
KT425-SE	76
KT425-SL	78
KT425-SW	79
KT425-ZL	72
L-41	71
L-41/A	71
L-41Q	71
L-400	70
L-409	70
LB1	11
LB2	27
LB2-A	27
LB2-D	28
LB2-IF	31
LB4	82
LB4-A	82
LB4-G/M4	142
LB4N	82
LB4-R	87
LB4-R/A	87
LB4-R/I	88
LB-I2R	31
LB-I4/2P	94
LB-I4Q	90



Type	Page
LB-I4R	89
LB-I4R-A	91
LB-I4R-B	90
LB-IF2R	32
LB-IF4R	93
LB-IF4R-A	92
LK1-A	9
LK1-S	9
LK2-F	14
LK4-B	51
LK4-B/SIL	51
LK205	14
LK205-L	15
LK205-X	14
LK410	49
LK410K-41/A	53
LK410L-41/A	52
LK410/SIL	49
LK410-X	48
LK425-A	49
LK425-A/SIL	49
LK425-A/X	48
LK425K-41/A	53
LKW2-N	174
LS1-B	10
LS1-S	10
LS2-F	20
LS2-S	21
LS4	68
LS205	18
LS205-A	19
LS205-B	25
LS205-BF	26
LS205-L	23
LS205-L/N	23
LS205N	18
LS205-S	22
LS205-U	21
LS410	66
LS410-BK-I	80
LS410-I	135
LS410N	66
LS410-X	65
LS425-AM	67

Type	Page
LS425-SE	76
LS425-SE/M	76
LS425-SE/N	76
LS425-SE/Q	76
LS425-SE/Q/N	76
LS425-SL	78
LS425-SL/N	78
LS425-SW	79
LS425-SW/A	79
LS425-ZL	72
LS425-ZL/M3	72
MB1	171
MB2	171
MB2-S	171
MB4	171
MB4-S	171
MH-1/200	175
MH-1/250	175
MH-1/330	175
MH-1/500	175
MH-1/750	175
MH-1/1000	175
MicroGrip-XB	41
MPK-10	175
MPS-200	175
MPS-250	175
MPS-330	175
MPS-500	175
MPS-750	175
MPS-1000	175
MSA	148
MSLB4-G	87
MU0,5D/M4N	166
MU0,8D/M4	166
MU0,8D/M4N	166
MUE/M6x0,75	166
MU/M5	166
MU/M6x0,5	166
MU/M8x0,5	166
MU/M12x0,75	166
MUR/M6x0,5	167
MUR/M8x0,5	167
MUR/M12x0,75	167
MUR-S/M12x0,75	167



Type	Page
PF/S4-10x38-S	154
PF/S4-BS-10x38-S	154
PK2-T	36
PK4-T	108
PP-115/2	117
PP-115/4	118
PP-130	115
PS2,3	136
PZK3	172
R4/2	134
R4/2-A	134
SA400-VI	142
SAB4-F/A	105
SAB4-G	104
SAB4-G/N-X	104
SAGK4-K	126
SCHUDE-SLB	168
SCHUKA-SLB	169
SD-XUB	168
SEB2-F2,8	34
SEB2-R	34
SEB4-E	97
SEB4-F	96
SEB4-F6,3	96
SEB4-F6,3/N	96
SEB4-F/A	98
SEB4-F/N	96
SEB4-G	97
SEB4-G/N-X	97
SEB4-R	97
SEB4-R/N	97
SET4	160
SKLS4	74
SKP4-2P/38	159
SKP4-4P/38	160
SKPS-4	122
SKPS-4/A	124
SKS2-12L/1SA/N	40
SKS4-19L	114
SKS4-19L/1	113
SL205-BA	26
SL205-K	25
SL205-LA	24
SLB2-F2,8	35

Type	Page
SLB2-R	35
SLB4-E	100
SLB4-F	99
SLB4-F6,3	99
SLB4-F6,3/N-X	99
SLB4-F/A	98
SLB4-F/N-X	99
SLB4-G	101
SLB4-G/N-X	101
SLB4-I/90	107
SLB4-I/90-S	153
SLB4-R	100
SLB4-R/N-X	100
SLK205-K	15
SLK205-K/SIL	15
SLK205-L	16
SLK205-LA	16
SLK205-L/SIL	16
SLK205-W/L	17
SLK205-W/L/SIL	17
SLK410-E/N	55
SLK410-E/N SIL	55
SLK410-E/SIL	55
SLK410-L	60
SLK425-E	55
SLK425-E/N	55
SLK425-L	60
SLK425-L/N	60
SLK4075-E/N	55
SLS1-B	10
SLS1-S	10
SLS2-F	20
SLS2-S	21
SLS4-B	68
SLS205	18
SLS205-A	19
SLS205-B	25
SLS205-BF	26
SLS205-L	23
SLS205-L/N	23
SLS205-S	22
SLS205-U	21
SLS205-X	18



Type	Page
SLS410	66
SLS410-BK	80
SLS410N	66
SLS425-A	66
SLS425-AM	67
SLS425-A/N	66
SLS425-A/X	65
SLS425-SE	76
SLS425-SE/M	76
SLS425-SE/N	76
SLS425-SE/Q	76
SLS425-SE/Q/N	76
SLS425-SL	78
SLS425-SL/N	78
SLS425-SW	79
SLS425-SW/A	79
SLS425-ZL	72
SLS425-ZL/M3	72
SML	50
SP2	167
SP4	167
SPK4	109
SPP2-S	40
SPP4	116
SPP4-S	115
SPP4-S/F	116
SS2	170
SS2-S	170
SS4	170
SS6	170
SS425	170
SSP4	167
STRIPAX	172
STRIPAX/M	172
STS1,5	171
U/4,3x12	167
U/M4	167
VARIOGRIP-5	145
VARIOGRIP-6	145
XA-2/4	138
XALF	43
XAS-1R	169
XDK-1033	127
XDK-1033/I-2	128

Type	Page
XDK-1033P	119
XDK-KELVIN	163
XDLS-418	129
XEB-1R	102
XEB-1RR	102
XEF-1R	103
XEF-1RR	103
XEG-1R	103
XELA-4	108
XELW-4	107
XEP-F	95
XEP-FS	95
XEP-S	95
XES-1R	103
XF-BB/4	156
XF-SS/4	156
X-GL-438	78
XHB-5000	165
XHK	138
XHL-5000	164
XHM-5000	164
XK-410	81
XKF-414	63
XKH-4/19/A	161
XKH-4/19/B	162
XKH-4/19/C	162
XKH-4/19/D	162
XKK-200	42
XKK-200-2G	121
XKK-1001	126
XKS-4	149
XKS-414	63
XKS-A	150
XL-410	79
XL-446	77
XL-459/30	77
XLAM-205L	45
XLAM-414/SC	158
XLAM-414/SC/SIL	158
XLAM-446/SC	157
XLAM-446/SC/SIL	157
XMA-7	147
XMA-7L	147
XMA-11	147



Type	Page
XM-B	155
XM-BB/4	156
XMF-402	59
XMF-414	57
XMF-418	57
XMF-419	58
XMF-484	64
XMS-402	59
XMS-414	57
XMS-418	57
XMS-419	58
XMS-484	64
XM-SS/4	156
XMT-419	58
XPF-480/2G	120
XPF-484	119
XPS-484	119
XRKA	144
XSMF-419	61
XSMS-419	61
XUB-G	106
XVB-4/19	114
XVBB-4/19	113
XVF-446	56
XVF-448	56
XVS-446	56

Type	Page
XVS-448	56
XWA-4/19	139
XZG410	54
XZG410-L	62
XZG410/SIL	54
XZG425	54
XZG425/SIL	54
XZGL-410	75
XZGL-425	75
Z4	133
Z5	133
Z6	133
ZGL-410	69
ZGL-425	69
ZPK-45	152
ZPS-20/25	151
ZPS-20/40	151



## Sort by order no.

Order No.	Page
10.0804	133
10.0805	133
10.0806	133
10.0807	133
14.5008	170
20.0010-*	153
20.1010-21	110
20.1020-21	110
20.2000-*	146
20.2010-*	146
20.2020-*	148
20.2030-*	148
20.2040-*	146
22.1002	21
22.1004	18
22.1005	68
22.1006	20
22.1007	10
22.1008	10
22.1009	23
22.1010	66
22.1025	78
22.1027	76
22.1028	67
22.1032	78
22.1037	80
22.1038	25
22.1039	26
22.1040	22
22.1041	21
22.1042	79
22.1045	79
22.1047	76
22.1048	76
22.1202	65
22.1203	76
22.1204	76
22.2010-*	21, 23
22.2020-*	20
22.2030-*	18, 19
22.2060-*	68
22.2070-*	10

Order No.	Page
22.2140-*	66
22.2160-*	65, 66, 67
22.2250-*	80
22.2260	78
22.2360-*	21, 22, 25, 26
22.2370-*	79
22.2380-*	76
22.2602-*	10
22.2603-*	10
22.2608-*	21
22.2609-*	21
22.2611-*	20
22.2615-*	19
22.2616-*	18
22.2617-*	18
22.2618-*	23
22.2619-*	23
22.2620-*	22
22.2621-*	25
22.2622-*	26
22.2626-*	66
22.2627-*	66
22.2631-*	66
22.2632-*	66
22.2633-*	67
22.2634-*	65
22.2642-*	68
22.2652-*	72
22.2653-*	72
22.2654-*	76
22.2655-*	76
22.2656-*	76
22.2657-*	76
22.2658-*	76
22.2663-*	78
22.2665-*	78
22.2667-*	79
22.2668-*	79
22.2672-*	80
22.3006-*	73
22.3007-*	74
22.5006	18



Order No.	Page
22.5014	19
22.5029	23
22.5067	66
22.5163-*	135
22.6509	166
22.6511	167
22.6516	167
22.6533	168
22.6539	166
22.6610	166
23.0030-*	31
23.0050-*	31
23.0060-*	32
23.0090	87
23.0100-*	89
23.0110-*	89
23.0120-*	90
23.0130-*	93
23.0140-*	93
23.0180-*	91
23.0190-*	91
23.0210-*	92
23.0240-*	152
23.0280-*	142
23.0290-*	36
23.0330-*	108
23.0410-*	109
23.0440-*	150
23.0450-*	90
23.0470	87
23.0480-*	149
23.1000	27
23.1001	27
23.1003	82
23.1004	82
23.1010-*	11
23.1011-*	29
23.1012-*	29
23.1013-*	83
23.1014-*	84
23.1015-*	85
23.1016-*	86

Order No.	Page
23.1021-*	30
23.1031-*	141
23.1033-*	141
23.1034-*	136
23.1035-*	144
23.2000-*	94
23.3000-*	99
23.3010-*	100
23.3020-*	101
23.3050-*	104
23.3060-*	99
23.3070-*	98
23.3090	87
23.3110-*	105
23.3120-*	96
23.3130-*	97
23.3140-*	97
23.3150-*	96
23.3160-*	98
23.3200-*	107
23.5000-*	11
23.5002	29
23.5005	30
23.5010	29
23.5011-*	29, 30
23.5012	83
23.5013-*	83, 84, 86
23.5014	84
23.5019-*	85
23.5021-*	32
23.5025	84
23.5026	85
23.5039-*	169
23.5044	87
23.5059-*	31
23.5062-*	31
23.5065-*	151
23.5076	141
23.5082	141
23.5085	136
23.5088	144
23.5100	167



Order No.	Page
23.5103	166
23.5104	166
23.5105	167
23.5107	167
23.5108	167
23.5110	167
23.5112	166
23.5116	167
23.5117	168
23.5118	166
23.5120	167
23.5140-33	168
23.5142-33	169
23.5200	170
23.5201	170
23.5203	170
23.5308	86
23.5326	82
23.5339	87
23.6111-*	89
23.6222-*	90
23.6333-*	91
23.6444-*	93
23.6666-*	92
23.6777-*	94
23.8111-*	90
24.0002-21	112
24.0004-28	112
24.0020-28	111
24.0023-21	114
24.0027-21	111
24.0028-21	113
24.0040-29	39
24.0042-29	39
24.0043-29	39
24.0100-*	136
24.0106-*	134
24.0110	134
24.0115-*	44
24.0116-22	135
24.0117-*	142
24.0135-*	12
24.0139-*	41
24.0142-*	137

Order No.	Page
24.0145-28	155
24.0149	125
24.0154-*	42
24.0157-*	126
24.0160-*	140
24.0161-*	140
24.0162-21	143
24.0163-*	140
24.0164-21	137
24.0168-*	143
24.0224-*	122
24.0231-*	116
24.0235-*	115
24.0238-*	116
24.0239-*	40
24.5012-*	136, 141, 144
25.0015	172
25.0018	172
25.0020	170
25.0021	170
25.0022	170
25.0023	170
25.0028	171
25.0030	171
25.0031	171
25.0032	171
25.0033	171
25.0035	171
25.5015	172
28.0011-*	44
28.0012-015*	45
28.0026-*	9
28.0028-*	9
28.0033-*	14
28.0039-*	14
28.0047-*	15
28.0055-*	51
28.0056-*	51
28.0060-*	49
28.0061-*	49
28.0073-*	49
28.0074-*	49
28.0083-*	60
28.0103-*	60



Order No.	Page
28.0115-*	14
28.0116-*	48
28.0119-*	48
28.0124-*	55
28.0125-*	55
28.0126-*	55
28.0127-*	55
41.0010	11
49.0079-*	55
49.0105-*	60
49.0126-*	55
49.2029	72
49.2030	72
49.7042-*	104
49.7043-*	101
49.7044-*	99
49.7046-*	99
49.7048-*	100
49.7049-*	100
49.7068-*	88
49.7073-*	96
49.7077-*	84
49.7079-*	96
49.7080-*	97
49.7090-*	88
49.7091-*	97
49.7092-*	97
49.7093-*	153
49.7512	28
50.0031-33	159
50.0032-33	160
50.0033-29	160
50.0295-*	154
50.0296-*	154
50.1138-*	72
50.2008	166
51.0011	173
51.0012	173
51.0013	173
51.0014	173
51.0016	173
51.0018	173
51.0019	173
63.9318-*	28

Order No.	Page
63.9352-*	37
63.9353-*	37
63.9354-*	37
63.9355-*	37
63.9356-*	33
63.9358-*	33
63.9363-*	33
63.9364-*	33
63.9844-21	38
63.9845-21	38
63.9847-21	38
63.9848-21	38
64.1020-*	71
64.1021-*	80
64.1022-*	53
64.1023-*	53
64.1024-*	53
64.1025-*	52
64.7288-*	50
64.7289-*	50
64.9195-*	70
64.9199-*	71
64.9200-*	71
64.9201-*	80
64.9205-*	115
64.9209-*	125
64.9235	175
64.9236-020	175
64.9237-025	175
64.9238-033	175
64.9239-050	175
64.9240-075	175
64.9241-100	175
64.9242-020	175
64.9243-025	175
64.9244-033	175
64.9245-050	175
64.9246-075	175
64.9247-100	175
64.9284	174
64.9289-*	52
64.9294-*	70
64.9301-21	110
64.9302-21	110



Order No.	Page
64.9325-*	69
64.9326-*	69
64.9701-*	73
65.3307-*	16
65.3309-*	24
65.3319-*	26
65.9098-*	35
65.9099-*	34
65.9173-*	16
65.9174-*	16
65.9179-*	15
65.9180-*	15
65.9182-*	25
65.9185-*	43
65.9187-*	41
65.9188-*	42
65.9192-*	138
65.9193-*	34
65.9194-*	35
65.9577-*	17
65.9578-*	17
65.9866-21	40
66.1020-21	168
66.9005-*	64
66.9006-*	64
66.9007-*	119
66.9008-*	119
66.9011-*	63
66.9012-*	63
66.9013-*	57
66.9014-*	57
66.9032-*	108
66.9040-*	107
66.9044-*	152
66.9045-33	161
66.9046-33	162
66.9047-33	162
66.9049-33	162
66.9055-*	145
66.9056-*	145
66.9076-*	151
66.9082-*	151
66.9091-*	121
66.9112-*	118

Order No.	Page
66.9113-*	117
66.9115-*	117
66.9116-*	124
66.9117-*	123
66.9118-*	123
66.9120-*	123
66.9121-*	129
66.9123-*	138
66.9126-*	150
66.9131-*	102
66.9135-*	144
66.9136-*	103
66.9151-*	169
66.9155-*	81
66.9171-*	114
66.9172-*	113
66.9196-*	79
66.9266-*	130
66.9303-*	57
66.9304-*	57
66.9327-*	75
66.9328-*	75
66.9390-*	118
66.9391-*	58
66.9392-*	58
66.9393-*	58
66.9394-*	61
66.9395-*	61
66.9405-*	54
66.9406-*	54
66.9407-*	54
66.9408-*	54
66.9411-*	62
66.9416-*	124
66.9425-150*	164
66.9426-150*	164
66.9427-*	165
66.9435-21	132
66.9445-21	133
66.9446-21	133
66.9447-21	133
66.9448-21	133
66.9473-*	121
66.9474-*	131



Order No.	Page
66.9509-*	147
66.9515-*	147
66.9516-*	147
66.9521-*	119
66.9531-150*	129
66.9561-*	128
66.9575-*	127
66.9584-*	78
66.9634-*	59
66.9635-*	59
66.9645-*	120
66.9649-*	77
66.9661-*	103
66.9665-*	103
66.9679	166
66.9681-*	95
66.9682-*	95
66.9684-*	106
66.9685-*	95
66.9690-*	149
66.9694-*	139
66.9706-*	77
66.9736-*	56
66.9737-*	56

Order No.	Page
66.9738-*	56
66.9739-*	56
66.9755-*	126
66.9795-250	163
66.9829-*	132
66.9850-*	102
66.9854-*	103
67.9535-21	156
67.9536-21	156
67.9537-21	156
67.9538-21	156
67.9565-150	45
67.9799-*	155
67.9800-*	157
67.9842-*	158
67.9867-*	158
67.9868-*	157
69.0011	173
69.0012	173
69.0013	173
69.8321-*	88





■ Stäubli Units    ○ Agents

# Global presence of the Stäubli Group

[www.staubli.com](http://www.staubli.com)